

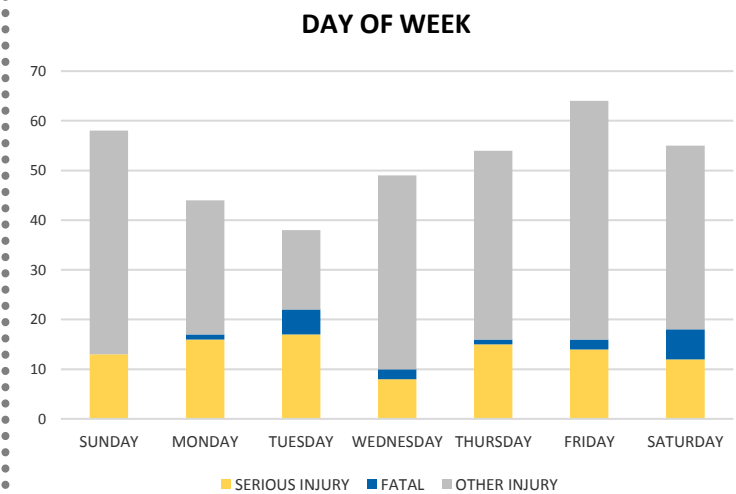
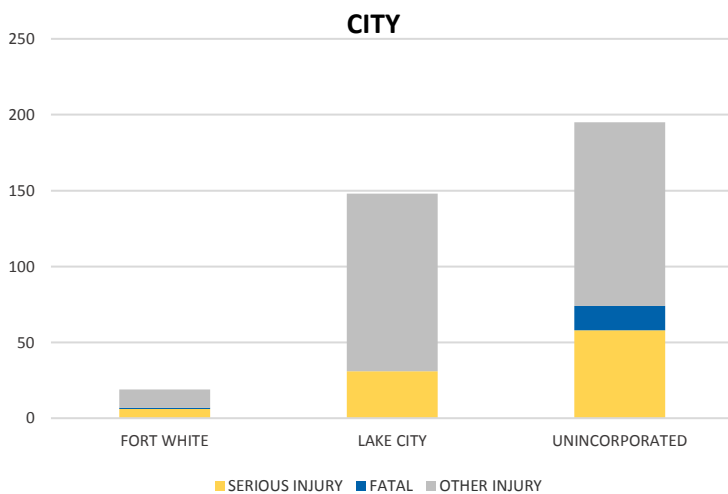
District 2 Community Traffic Safety Program



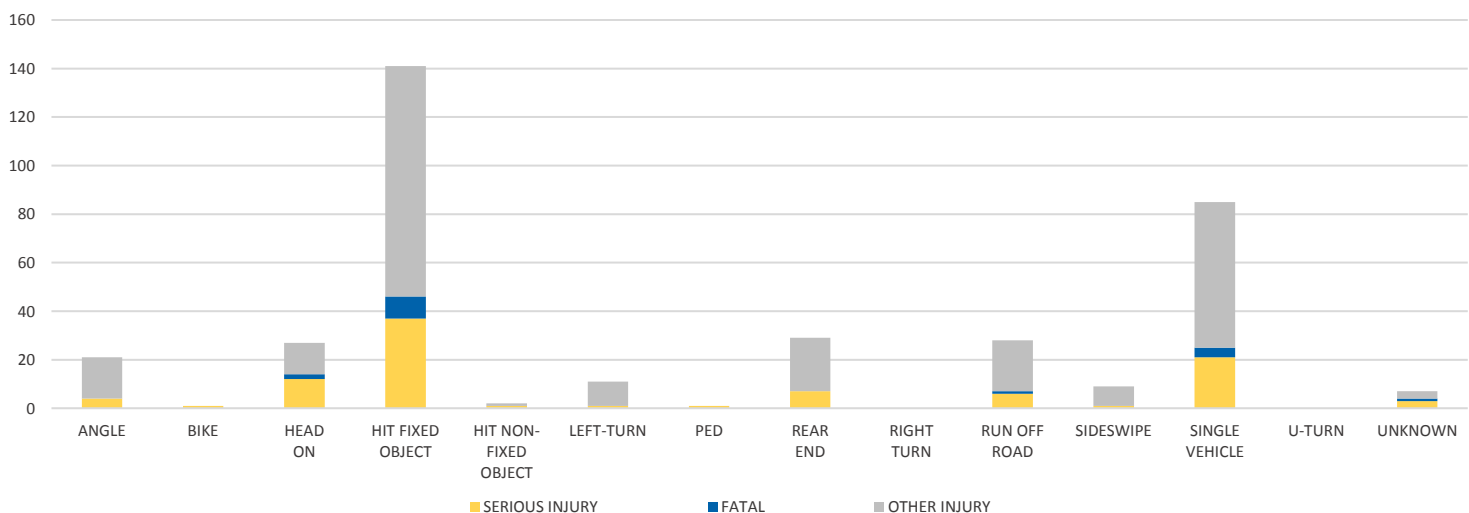
COLUMBIA COUNTY 2019 Lane Departure Crash Data Summary

Severity	Columbia County					District 2	
	Fatal	Incapacitating Injury	Non-Incapacitating Injury	Possible Injury	No Injury/ Property Damage Only*	Total	
Crashes	16	73	87	81	553	810	21,597
People Injured	17	95	118	132	N/A	362	7,696

Note: Crash severity is determined from the highest injury type in the crash (i.e. if a crash had both a fatal and a serious it is determined to be a fatal crash).



CRASH TYPE



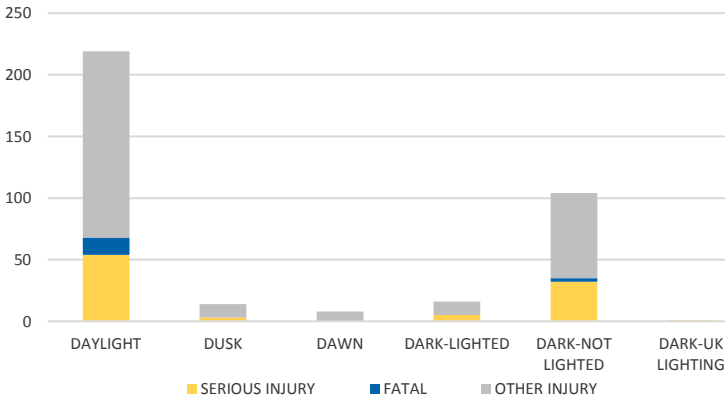
NOTE: Fatal/Serious/Other Injury in bar graphs indicates persons not crashes.
SOURCES: 2019 CARS data (unofficial at time of report)

District 2 Community Traffic Safety Program

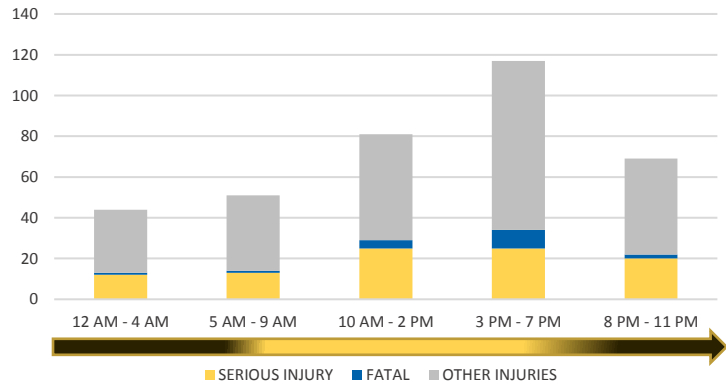
COLUMBIA COUNTY 2019 Lane Departure Crash Data Summary



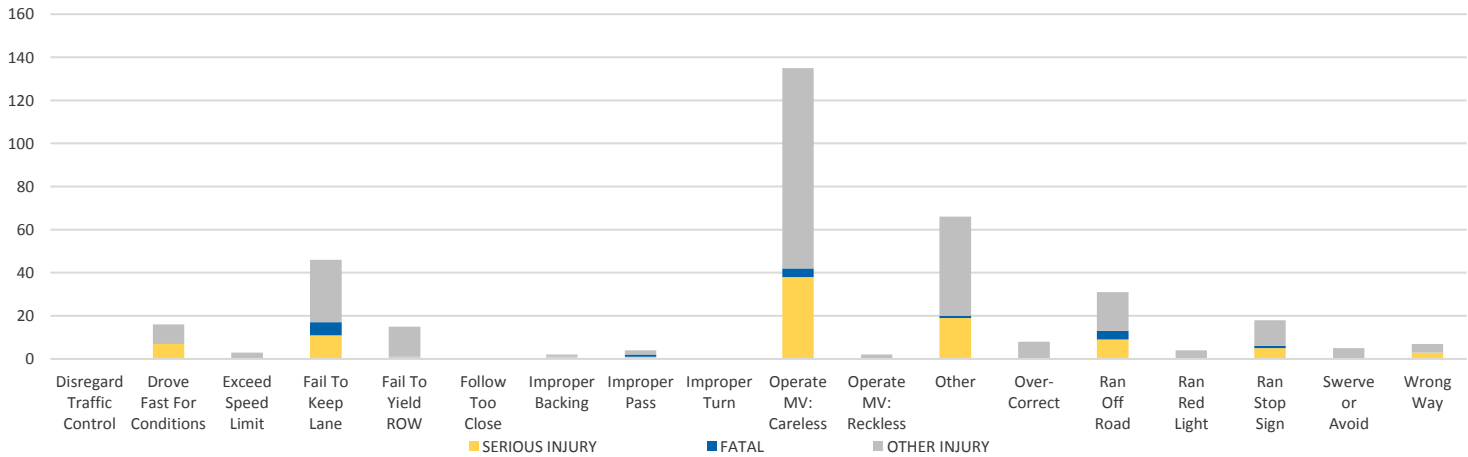
LIGHTING



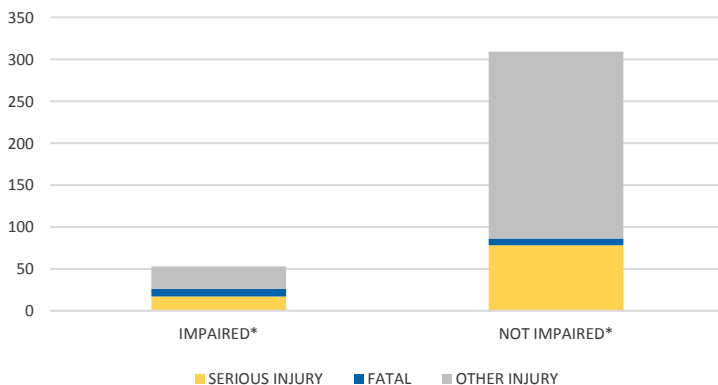
TIME OF DAY



DRIVER CAUSE OF CRASH



IMPAIRED



ROAD CLASSIFICATION	2-LANE	MULTILANE	OTHER	TOTAL
INTERSTATE/EXPRESSWAY	-	54	-	54
URBAN	4	11	40	55
SUBURBAN	4	4	0	8
RURAL	29	0	19	48
PARKING LOT	-	-	112	112
UNDOCUMENTED	-	-	523	523
ON- & OFF-RAMP	-	-	10	10
TOTAL	37	69	704	810

NOTE: Fatal/Serious/Other Injury in bar graphs indicates persons not crashes.
SOURCES: 2019 CARS data (unofficial at time of report)