

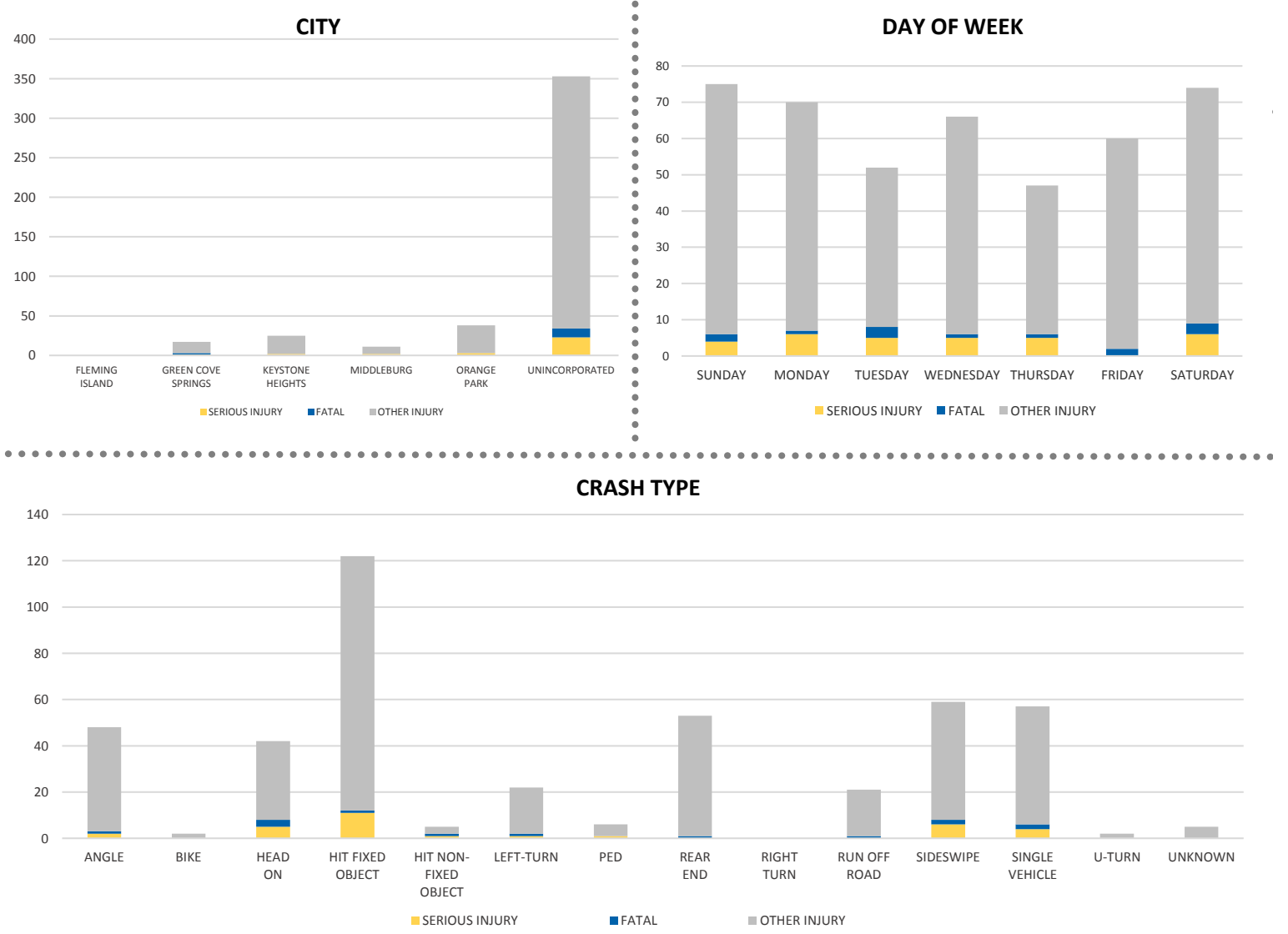
District 2 Community Traffic Safety Program



# CLAY COUNTY 2019 Lane Departure Crash Data Summary

Severity	Clay County					District 2	
	Fatal	Incapacitating Injury	Non-Incapacitating Injury	Possible Injury	No Injury/ Property Damage Only*	Total	
Crashes	13	21	120	145	726	1,025	21,597
People Injured	13	31	167	233	N/A	444	7,696

Note: Crash severity is determined from the highest injury type in the crash (i.e. if a crash had both a fatal and a serious it is determined to be a fatal crash).



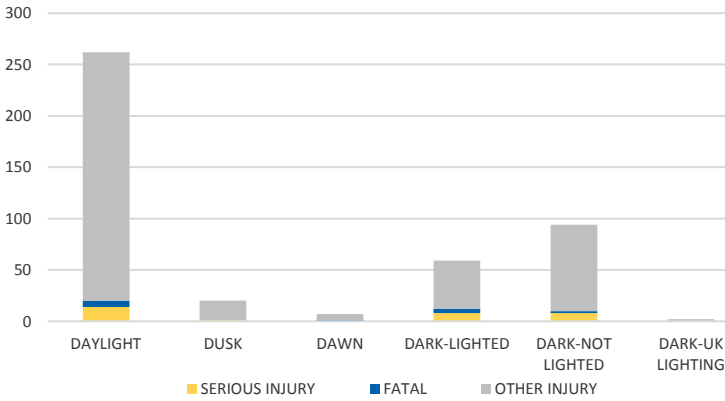
NOTE: Fatal/Serious/Other Injury in bar graphs indicates persons not crashes.  
 SOURCES: 2019 CARS data (unofficial at time of report)

District 2 Community Traffic Safety Program

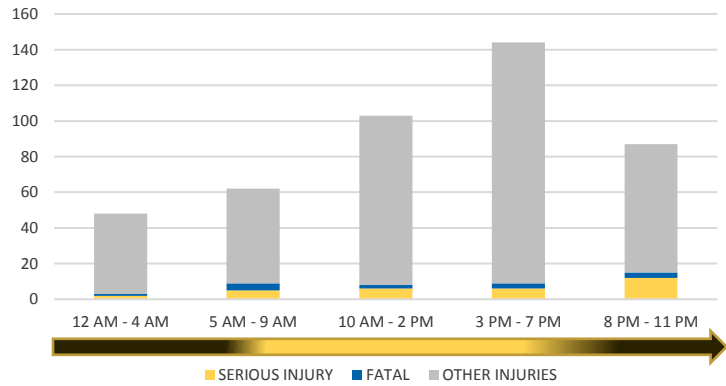


# CLAY COUNTY 2019 Lane Departure Crash Data Summary

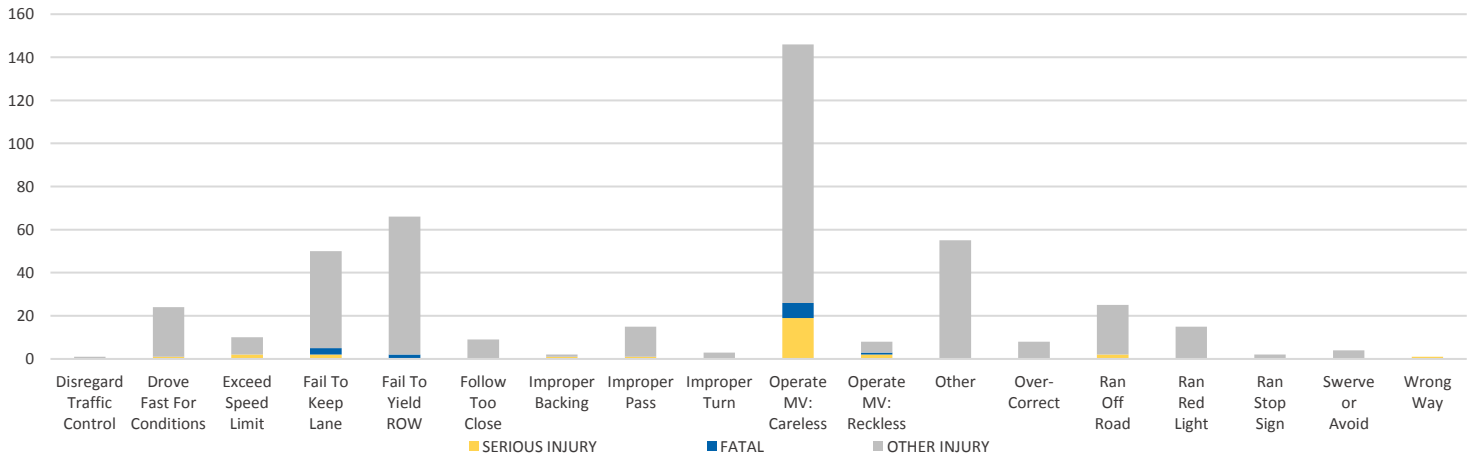
**LIGHTING**



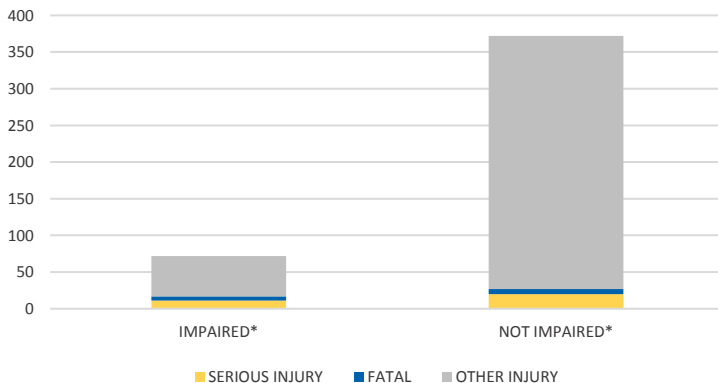
**TIME OF DAY**



**DRIVER CAUSE OF CRASH**



**IMPAIRED**



ROAD CLASSIFICATION	2-LANE	MULTILANE	OTHER	TOTAL
INTERSTATE/EXPRESSWAY	-	0	-	0
URBAN	2	8	130	140
SUBURBAN	10	8	0	18
RURAL	6	2	10	18
PARKING LOT	-	-	305	305
UNDOCUMENTED	-	-	544	544
ON- & OFF-RAMP	-	-	0	0
<b>TOTAL</b>	<b>18</b>	<b>18</b>	<b>989</b>	<b>1,025</b>

NOTE: Fatal/Serious/Other Injury in bar graphs indicates persons not crashes.  
 SOURCES: 2019 CARS data (unofficial at time of report)