

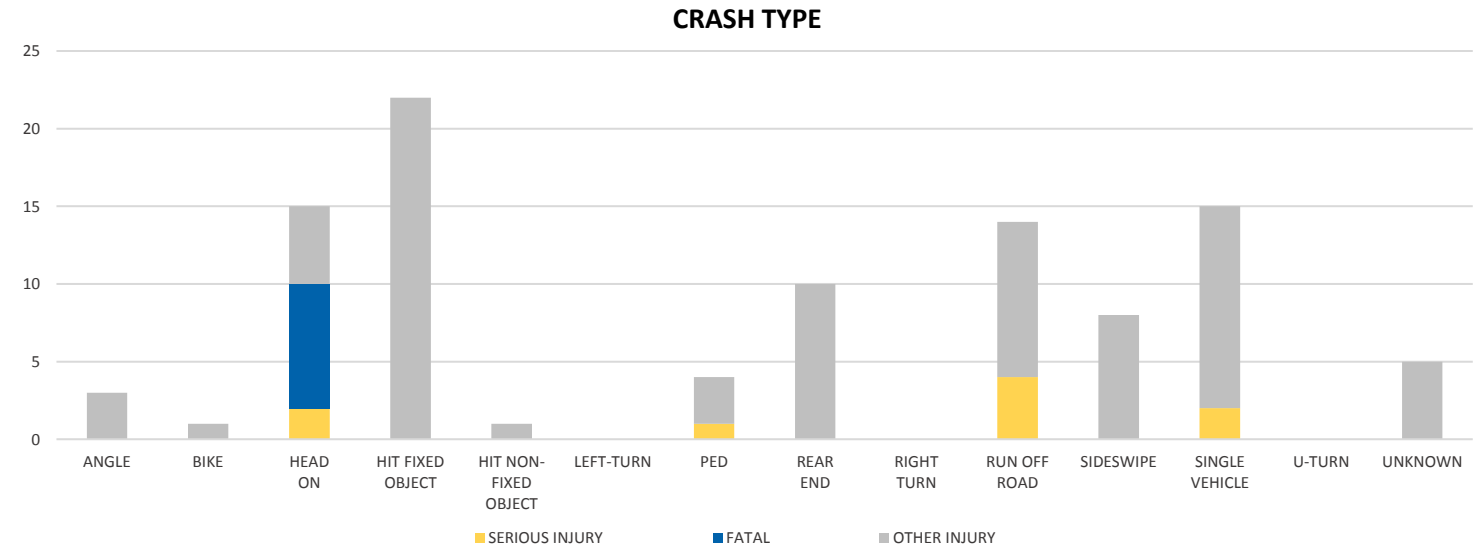
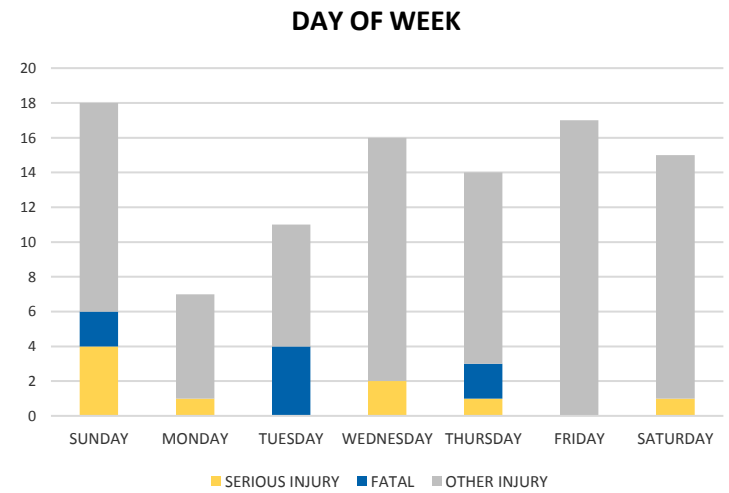
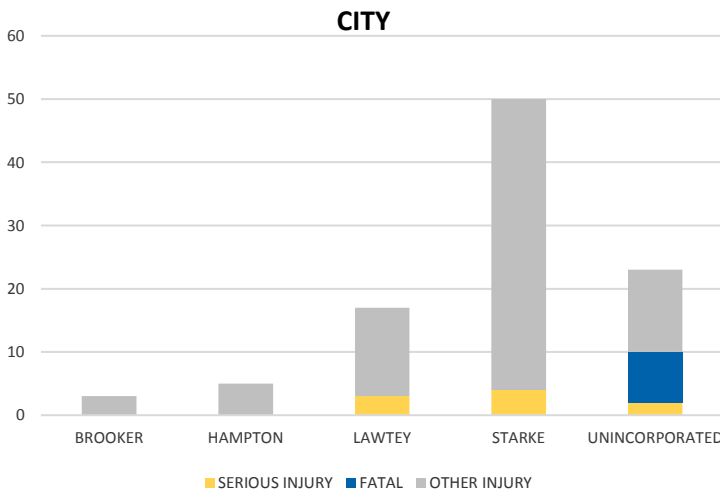
District 2 Community Traffic Safety Program



# BRADFORD COUNTY 2019 Lane Departure Crash Data Summary

Severity	Bradford County					District 2	
	Fatal	Incapacitating Injury	Non-Incapacitating Injury	Possible Injury	No Injury/ Property Damage Only*	Total	
Crashes	4	6	26	33	114	183	21,597
People Injured	8	9	36	45	N/A	98	7,696

Note: Crash severity is determined from the highest injury type in the crash (i.e. if a crash had both a fatal and a serious it is determined to be a fatal crash).



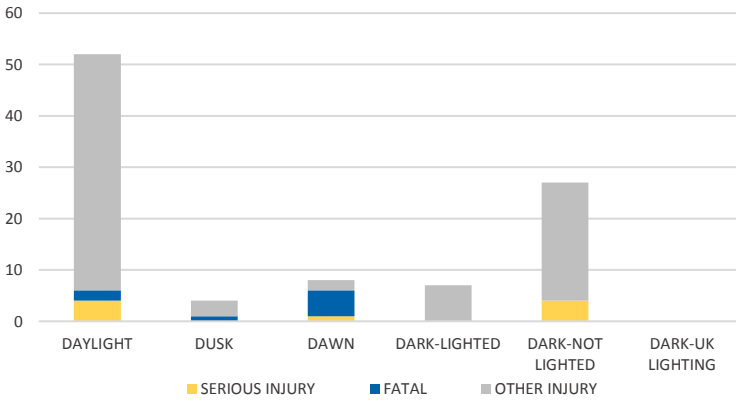
NOTE: Fatal/Serious/Other Injury in bar graphs indicates persons not crashes.  
SOURCES: 2019 CARS data (unofficial at time of report)

District 2 Community Traffic Safety Program

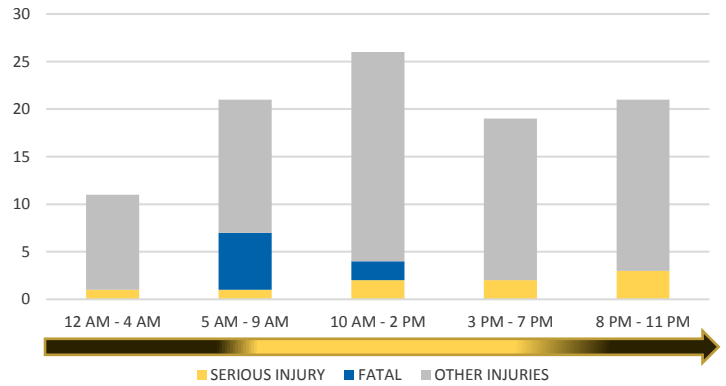


# BRADFORD COUNTY 2019 Lane Departure Crash Data Summary

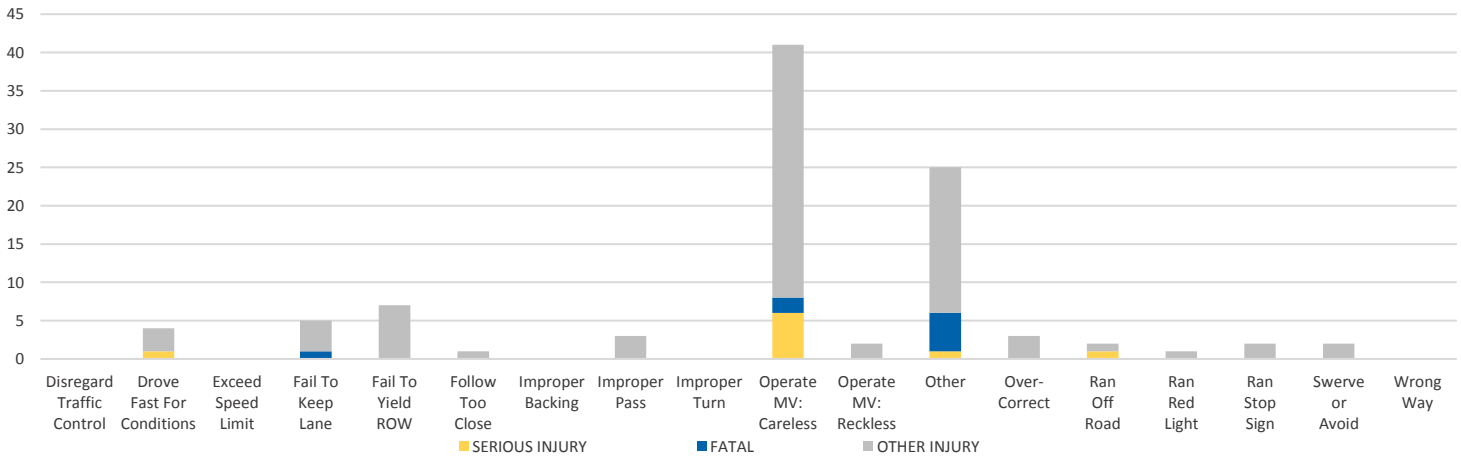
**LIGHTING**



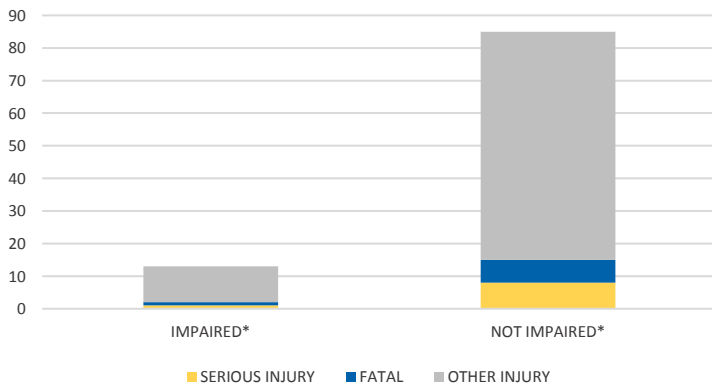
**TIME OF DAY**



**DRIVER CAUSE OF CRASH**



**IMPAIRED**



ROAD CLASSIFICATION	2-LANE	MULTILANE	OTHER	TOTAL
INTERSTATE/EXPRESSWAY	-	0	-	0
URBAN	2	2	8	12
SUBURBAN	3	1	0	4
RURAL	5	8	3	16
PARKING LOT	-	-	22	22
UNDOCUMENTED	-	-	129	129
ON- & OFF-RAMP	-	-	0	0
<b>TOTAL</b>	<b>10</b>	<b>11</b>	<b>162</b>	<b>183</b>

NOTE: Fatal/Serious/Other Injury in bar graphs indicates persons not crashes.  
 SOURCES: 2019 CARS data (unofficial at time of report)