

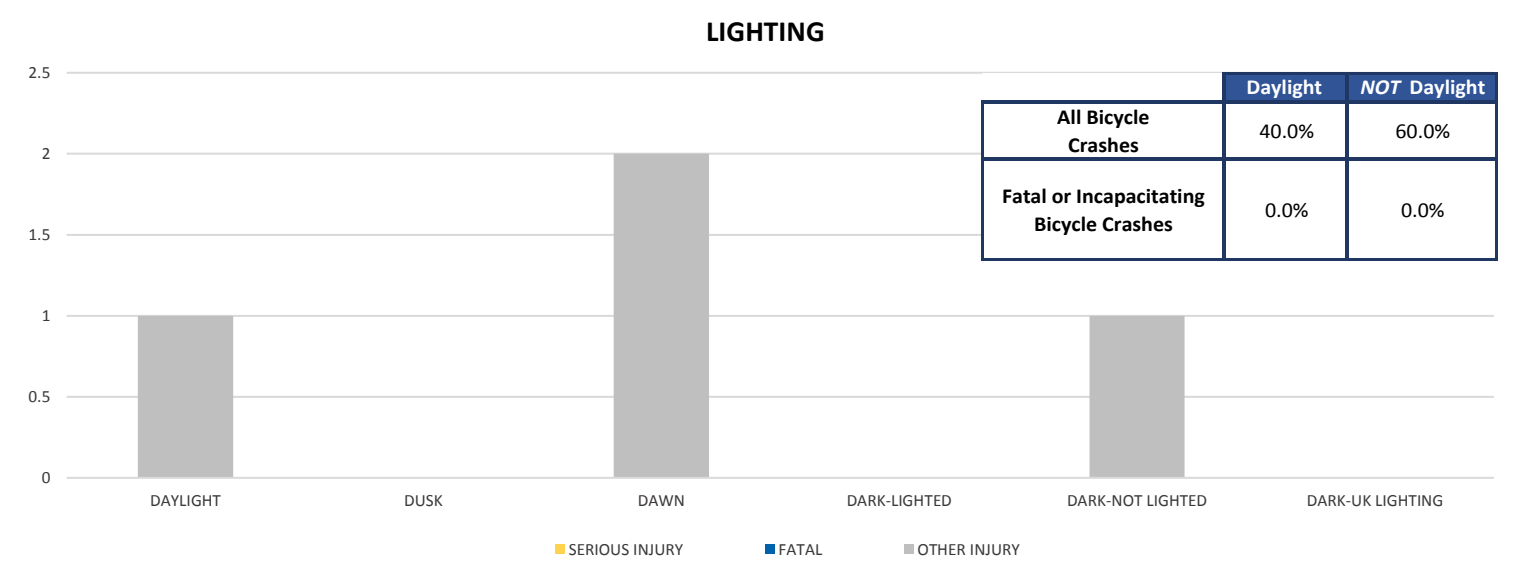
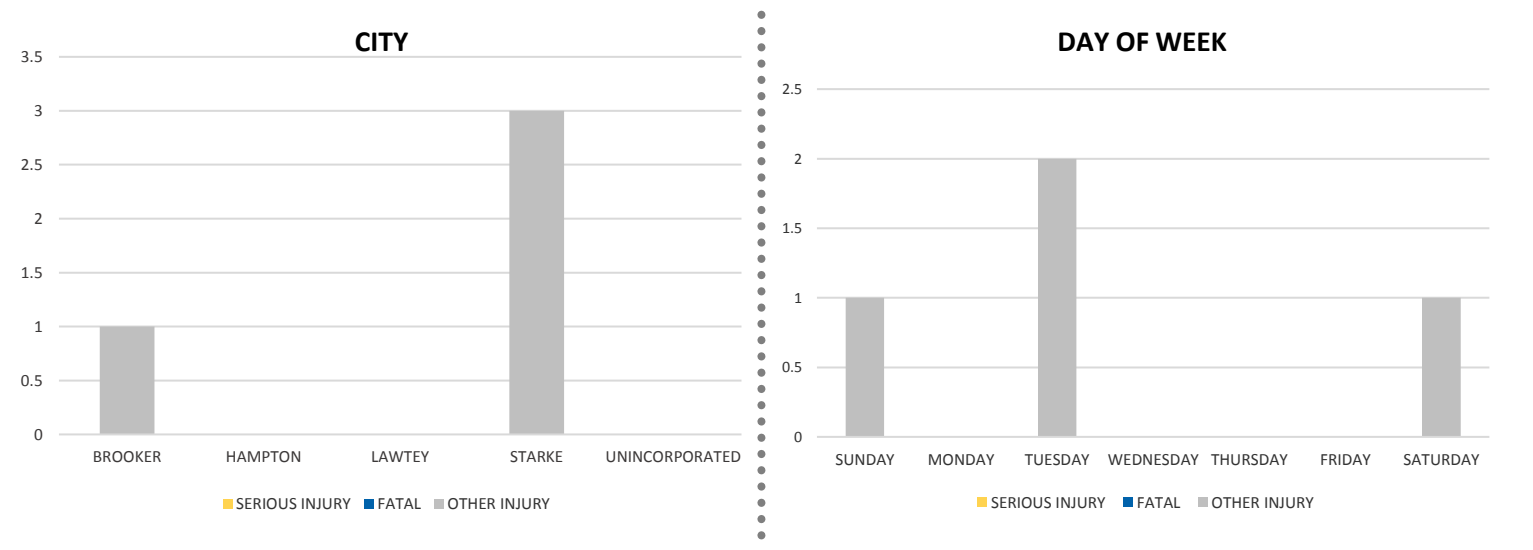
District 2 Community Traffic Safety Program



BRADFORD COUNTY 2019 Bicycle Crash Data Summary

Severity	Bradford County					District 2	
	Fatal	Incapacitating Injury	Non-Incapacitating Injury	Possible Injury	No Injury/ Property Damage Only*	Total	
Crashes	0	0	3	1	1	5	632
People Injured	0	0	3	1	N/A	4	540

Note: Crash severity is determined from the highest injury type in the crash (i.e. if a crash had both a fatal and a serious it is determined to be a fatal crash).



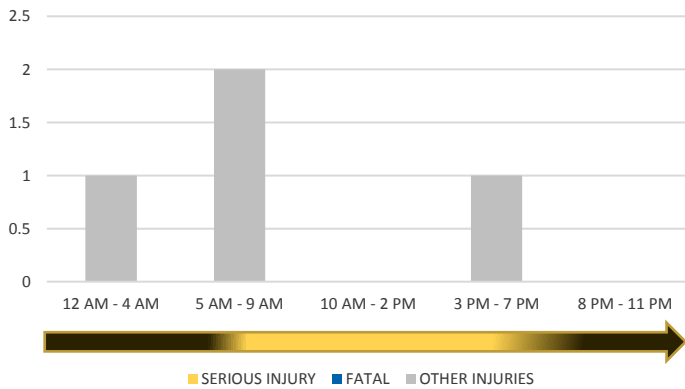
NOTE: Fatal/Serious/Other Injury in bar graphs indicates persons not crashes.
SOURCES: 2019 CARS data (unofficial at time of report)

District 2 Community Traffic Safety Program

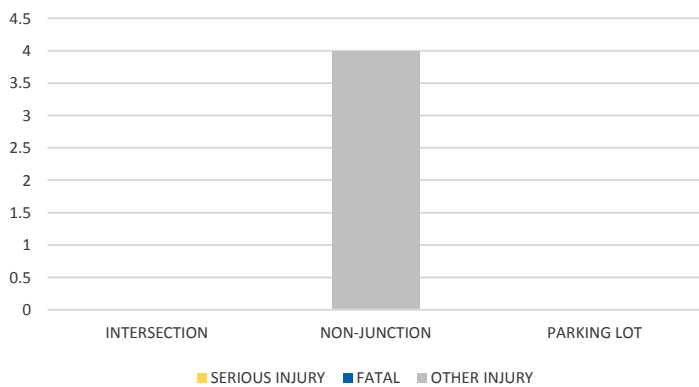
BRADFORD COUNTY 2019 Bicycle Crash Data Summary



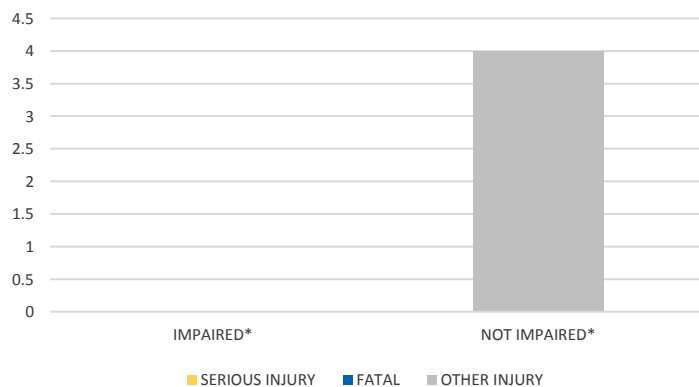
TIME OF DAY



LOCATION ON ROADWAY



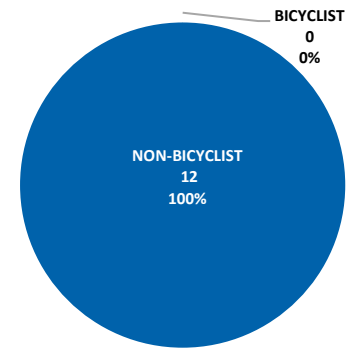
IMPAIRED



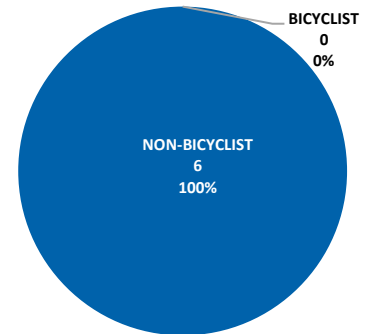
*Involving alcohol and/or drugs by pedestrian and/or driver.

Driver Contributing Cause		Bicyclist Contributing Cause	
Failed to Yield Right-of-Way	1	Failure to Yield Right-Of-Way	2
Operated MV in Careless or Negligent Manner	1	No Data	1
No Contributing Action	2	No Improper Action	2
Other Contributing Actions	1		
Total		5	Total
			5

BICYCLIST SERIOUS INJURY CRASHES VS TOTAL SERIOUS INJURY CRASHES



BICYCLIST FATAL CRASHES VS TOTAL FATAL CRASHES



BICYCLIST OTHER INJURY CRASHES VS TOTAL OTHER INJURY CRASHES

