

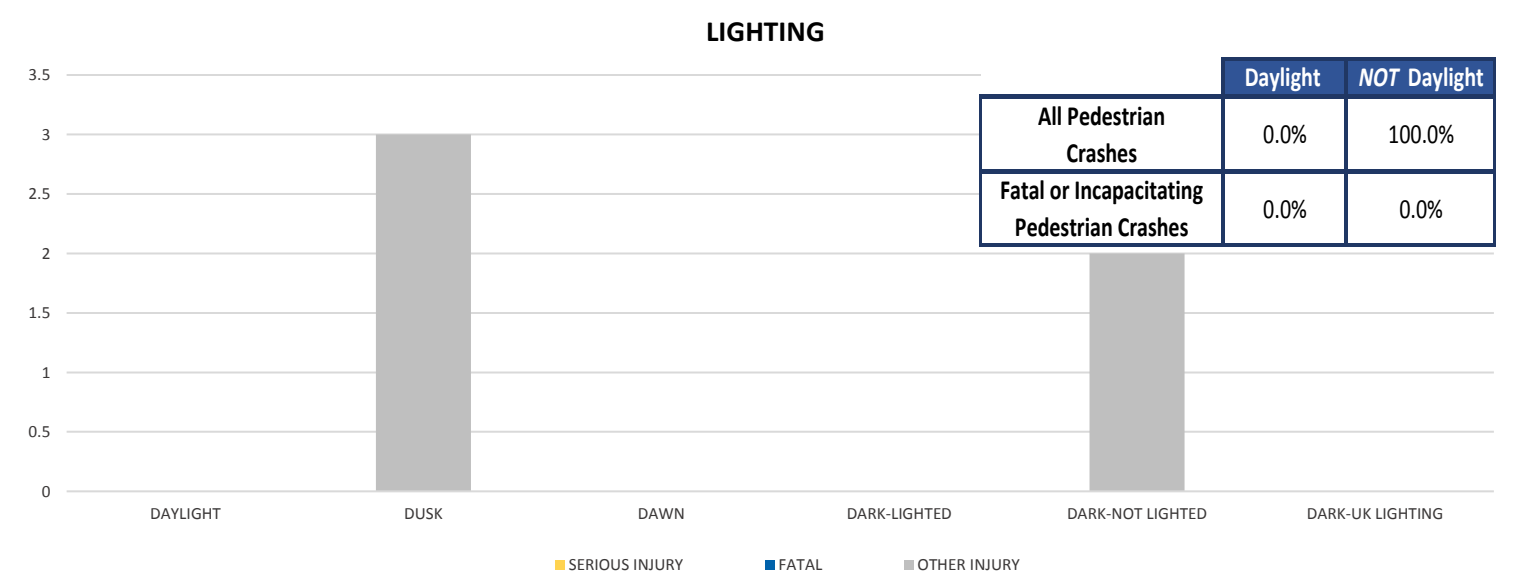
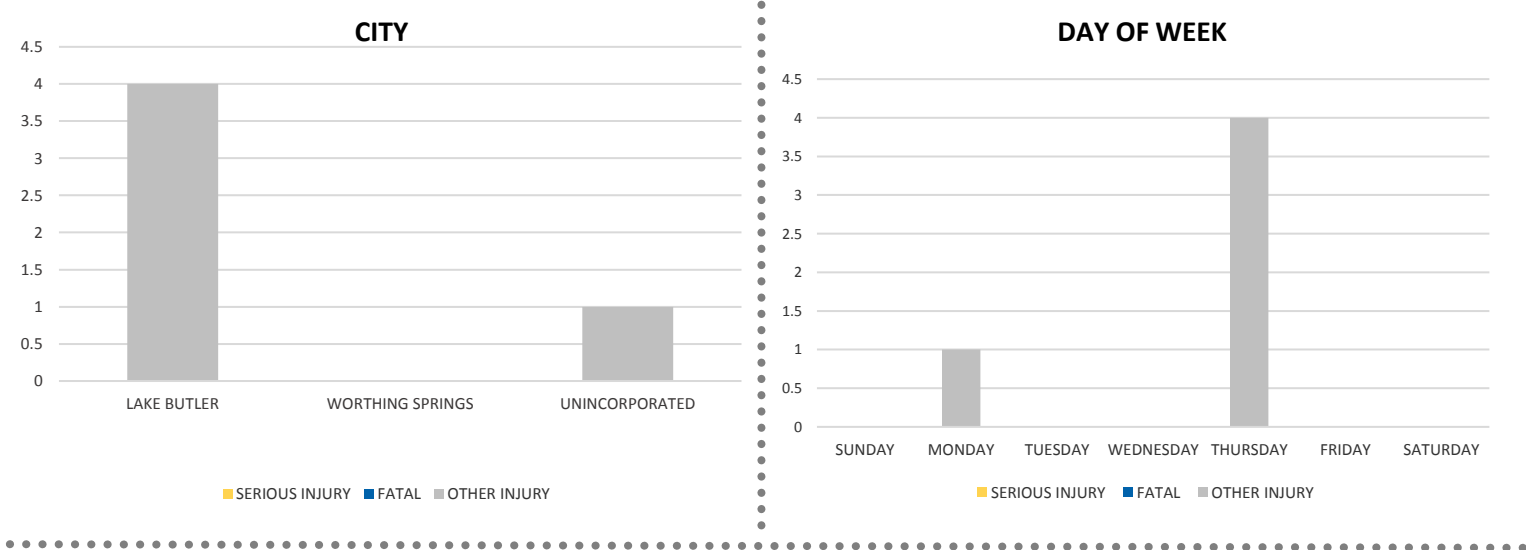
District 2 Community Traffic Safety Program



UNION COUNTY 2019 Pedestrian Crash Data Summary

Severity	Union County					District 2	
	Fatal	Incapacitating Injury	Non-Incapacitating Injury	Possible Injury	No Injury/ Property Damage Only*	Total	
Crashes	0	0	2	1	0	3	863
People Injured	0	0	3	2	N/A	5	823

Note: Crash severity is determined from the highest injury type in the crash (i.e. if a crash had both a fatal and a serious it is determined to be a fatal crash).



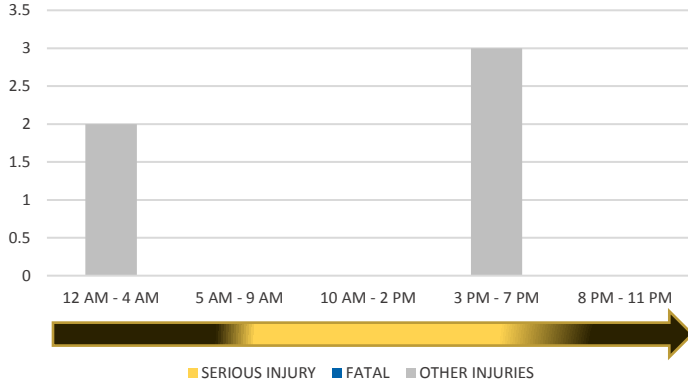
NOTE: Fatal/Serious/Other Injury in bar graphs indicates persons not crashes.
SOURCES: 2019 CARS data (unofficial at time of report)

District 2 Community Traffic Safety Program

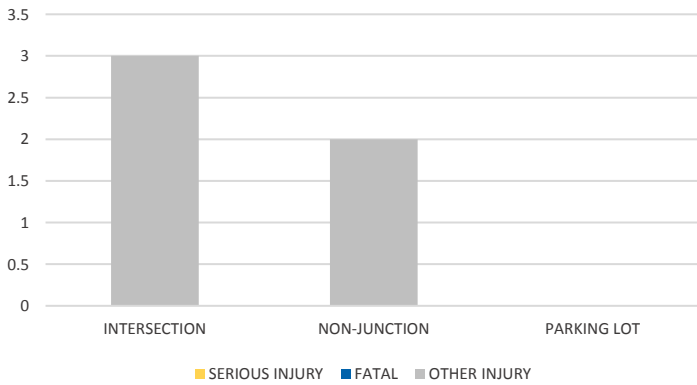


UNION COUNTY 2019 Pedestrian Crash Data Summary

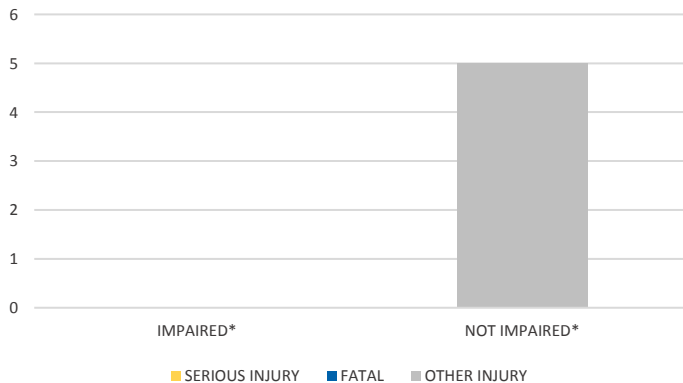
TIME OF DAY



LOCATION ON ROADWAY



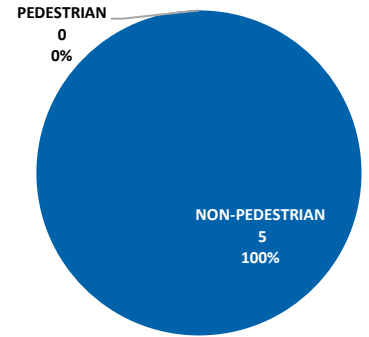
IMPAIRED



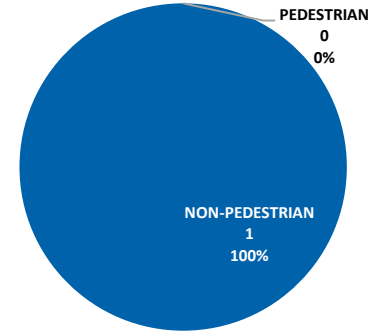
*Involving alcohol and/or drugs by pedestrian and/or driver.

Driver Contributing Cause		Pedestrian Contributing Cause	
No Contributing Action	1	No Improper Action	1
Operated MV in Careless or Negligent Manner	1	Not Visible (Dark Clothing, No Lighting, etc)	1
No Data	1	No Data	1
Total 3		Total 3	

PEDESTRIAN SERIOUS INJURY CRASHES VS TOTAL SERIOUS INJURY CRASHES



PEDESTRIAN FATAL CRASHES VS TOTAL FATAL CRASHES



PEDESTRIAN OTHER INJURY CRASHES VS TOTAL OTHER INJURY CRASHES

