

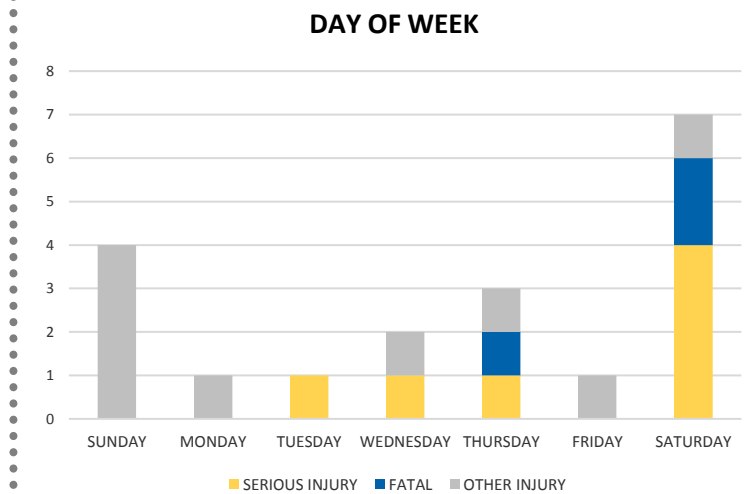
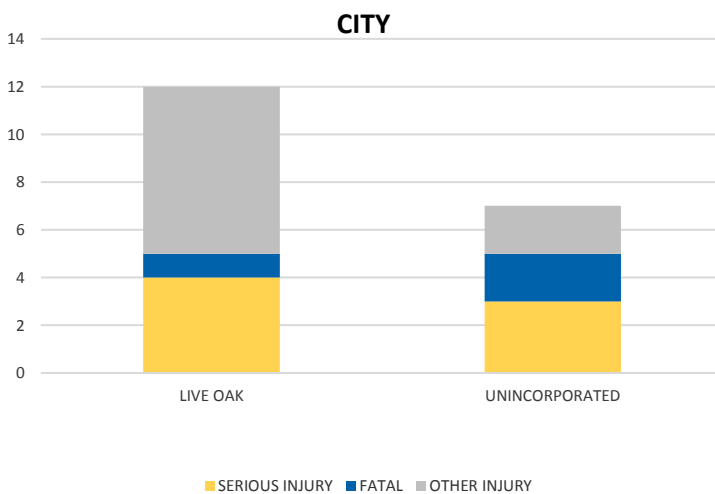
District 2 Community Traffic Safety Program



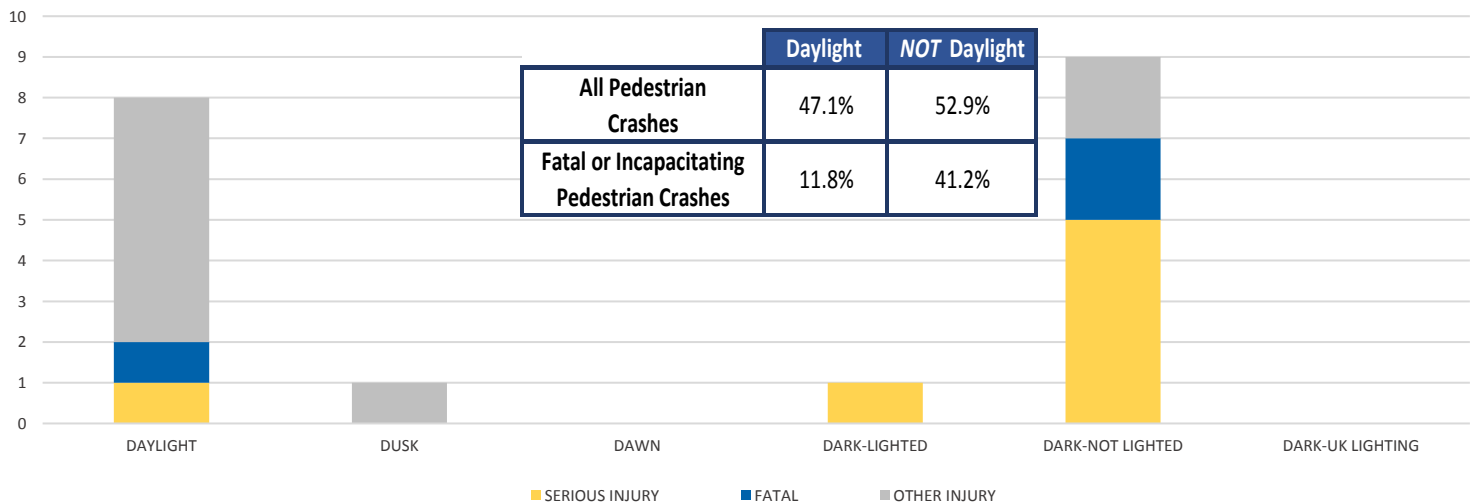
# SUWANNEE COUNTY 2019 Pedestrian Crash Data Summary

Severity	Suwannee County					District 2	
	Fatal	Incapacitating Injury	Non-Incapacitating Injury	Possible Injury	No Injury/ Property Damage Only*	Total	
Crashes	3	6	4	3	1	17	863
People Injured	3	7	6	3	N/A	19	823

**Note:** Crash severity is determined from the highest injury type in the crash (i.e. if a crash had both a fatal and a serious it is determined to be a fatal crash).



### LIGHTING



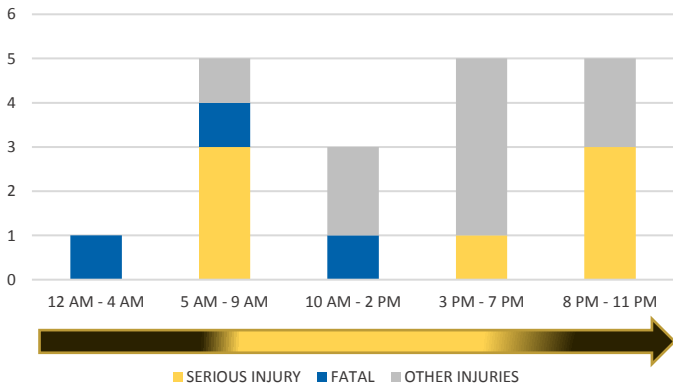
**NOTE:** Fatal/Serious/Other Injury in bar graphs indicates persons not crashes.  
**SOURCES:** 2019 CARS data (unofficial at time of report)

District 2 Community Traffic Safety Program

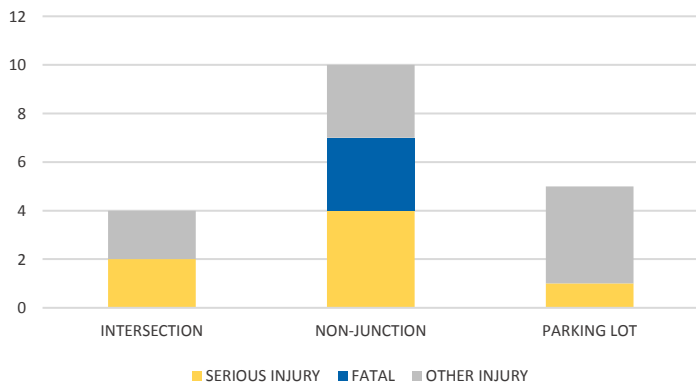
# SUWANNEE COUNTY 2019 Pedestrian Crash Data Summary



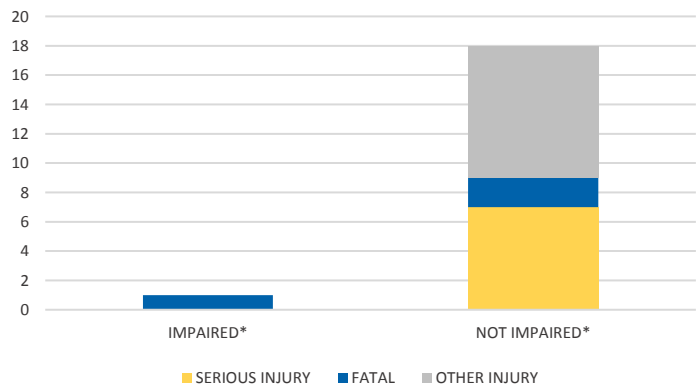
**TIME OF DAY**



**LOCATION ON ROADWAY**



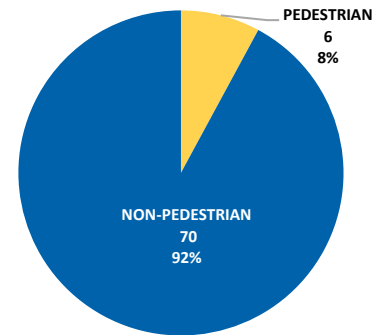
**IMPAIRED**



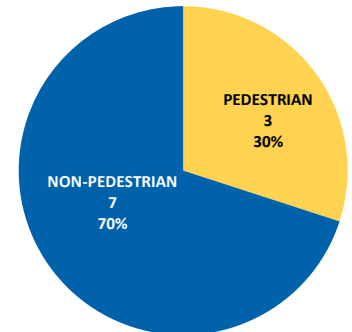
\*Involving alcohol and/or drugs by pedestrian and/or driver.

Driver Contributing Cause		Pedestrian Contributing Cause	
No Contributing Action	7	No Improper Action	8
No Data	3	Other, Explain in Narrative	4
Operated MV in Careless or Negligent Manner	2	Wrong-Way Riding or Walking	1
Failed to Yield Right-of-Way	2	In Roadway Improperly (Standing, lying, working, playing)	1
Other Contributing Actions	2	Not Visible (Dark Clothing, No Lighting, etc)	1
All Other	1	All Other	2
<b>Total</b>	<b>17</b>	<b>Total</b>	<b>17</b>

PEDESTRIAN SERIOUS INJURY CRASHES VS TOTAL SERIOUS INJURY CRASHES



PEDESTRIAN FATAL CRASHES VS TOTAL FATAL CRASHES



PEDESTRIAN OTHER INJURY CRASHES VS TOTAL OTHER INJURY CRASHES

