

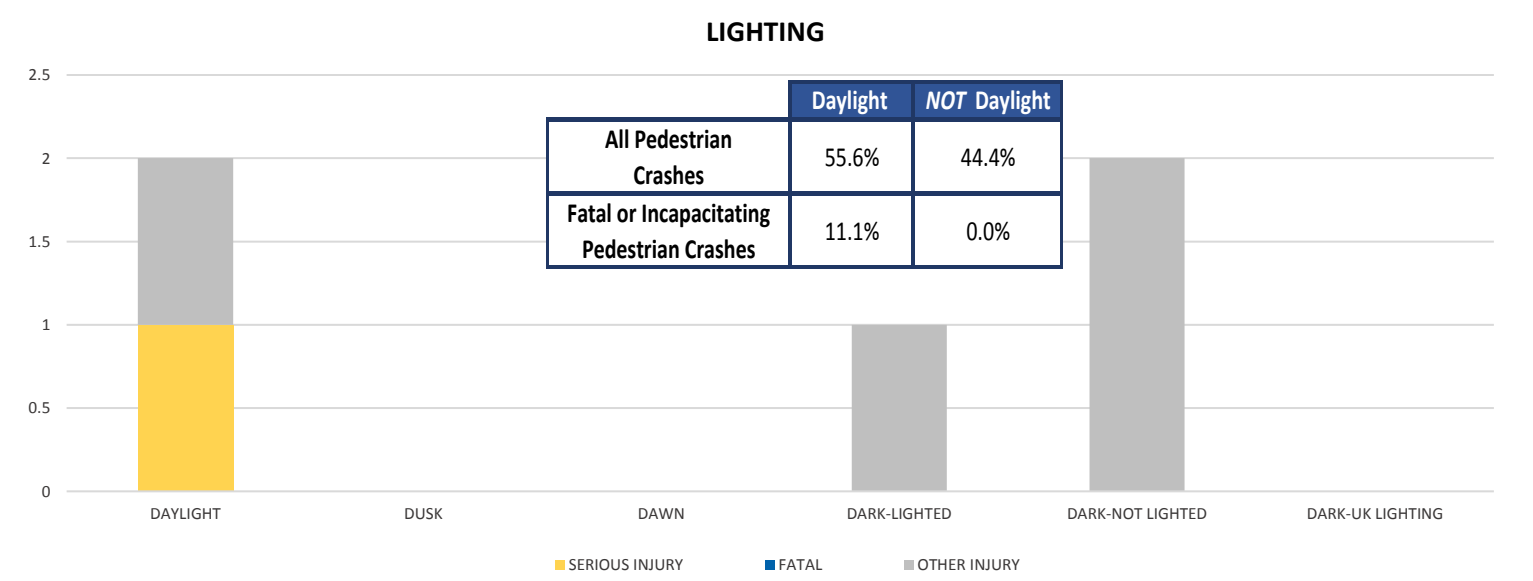
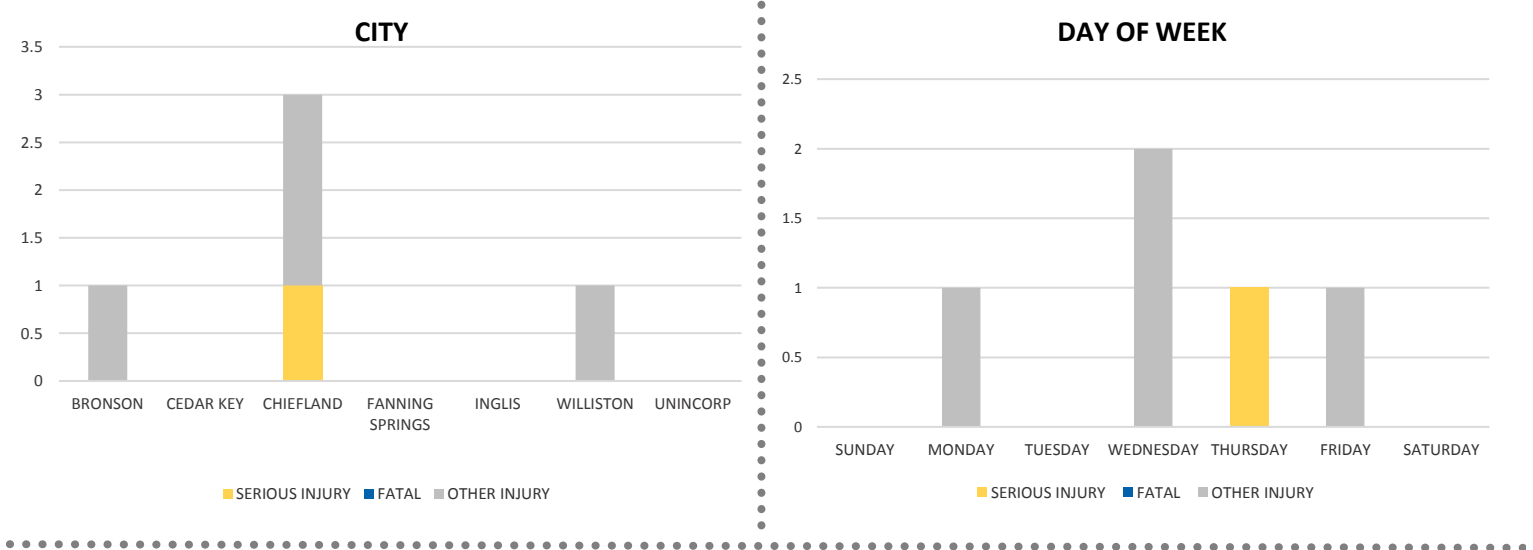
District 2 Community Traffic Safety Program



# LEVY COUNTY 2019 Pedestrian Crash Data Summary

Severity	Levy County					District 2	
	Fatal	Incapacitating Injury	Non-Incapacitating Injury	Possible Injury	No Injury/ Property Damage Only*	Total	
Crashes	0	1	2	2	4	9	863
People Injured	0	1	2	2	N/A	5	823

**Note:** Crash severity is determined from the highest injury type in the crash (i.e. if a crash had both a fatal and a serious it is determined to be a fatal crash).



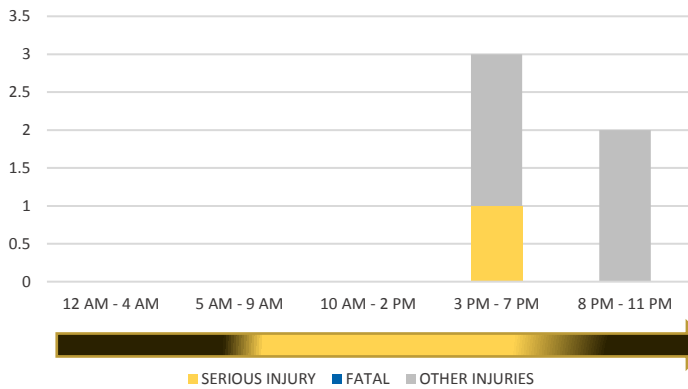
**NOTE:** Fatal/Serious/Other Injury in bar graphs indicates persons not crashes.  
**SOURCES:** 2019 CARS data (unofficial at time of report)

District 2 Community Traffic Safety Program

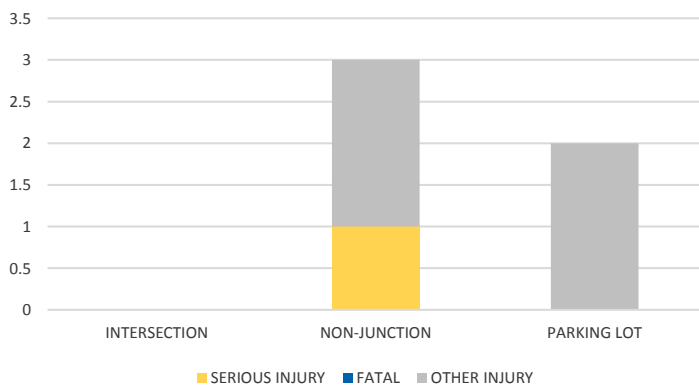


# LEVY COUNTY 2019 Pedestrian Crash Data Summary

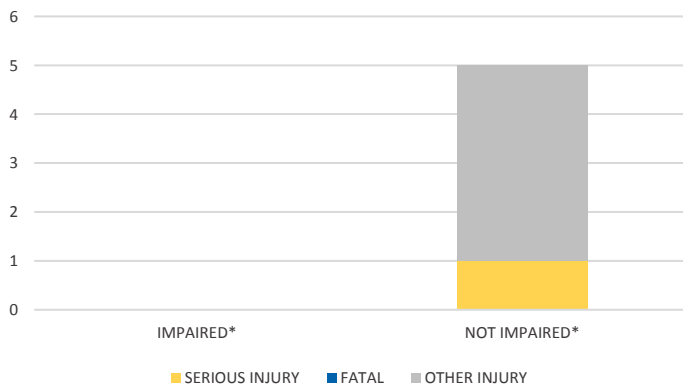
**TIME OF DAY**



**LOCATION ON ROADWAY**



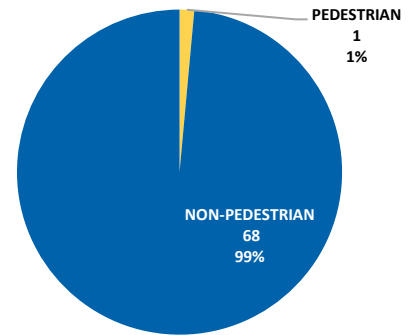
**IMPAIRED**



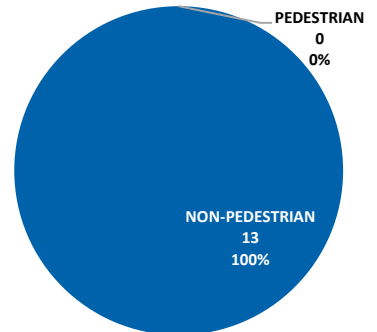
\*Involving alcohol and/or drugs by pedestrian and/or driver.

Driver Contributing Cause		Pedestrian Contributing Cause	
No Contributing Action	1	No Improper Action	6
Improper Backing	2	Failure to Yield Right-Of-Way	1
Operated MV in Careless or Negligent Manner	1	Other, Explain in Narrative	2
No Data	3		
Other Contributing Actions	2		
<b>Total</b>	<b>9</b>	<b>Total</b>	<b>9</b>

PEDESTRIAN SERIOUS INJURY CRASHES VS TOTAL SERIOUS INJURY CRASHES



PEDESTRIAN FATAL CRASHES VS TOTAL FATAL CRASHES



PEDESTRIAN OTHER INJURY CRASHES VS TOTAL OTHER INJURY CRASHES

