

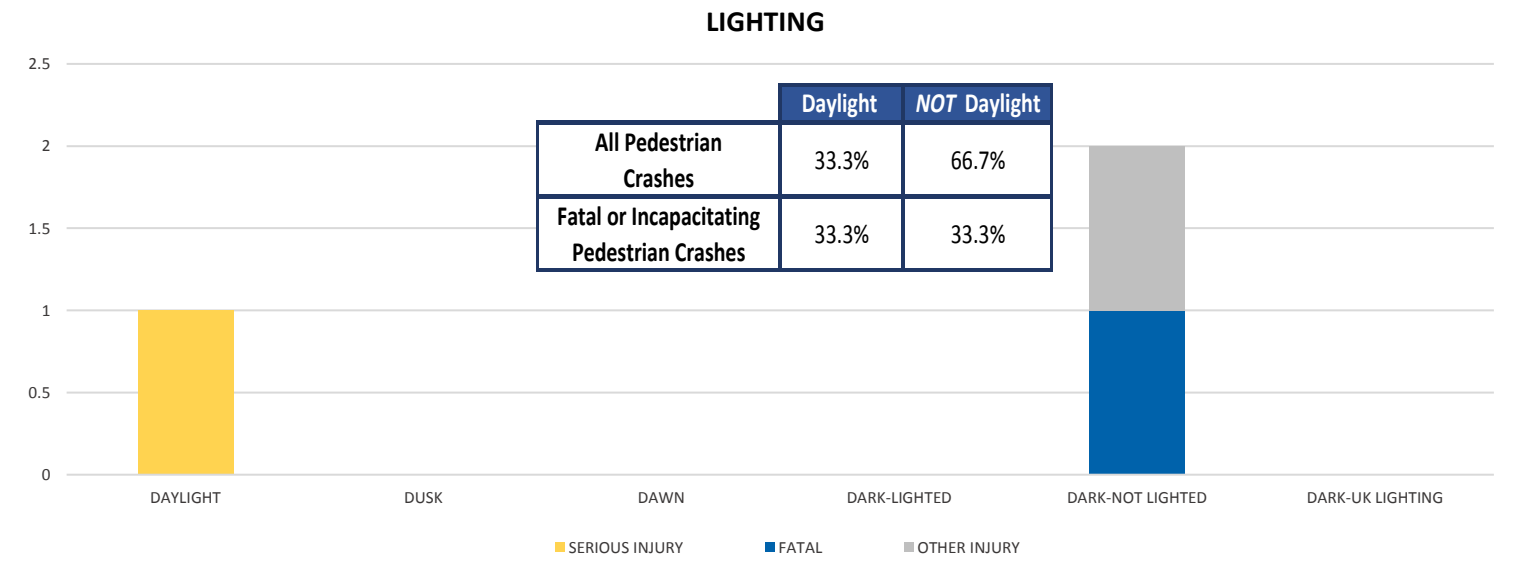
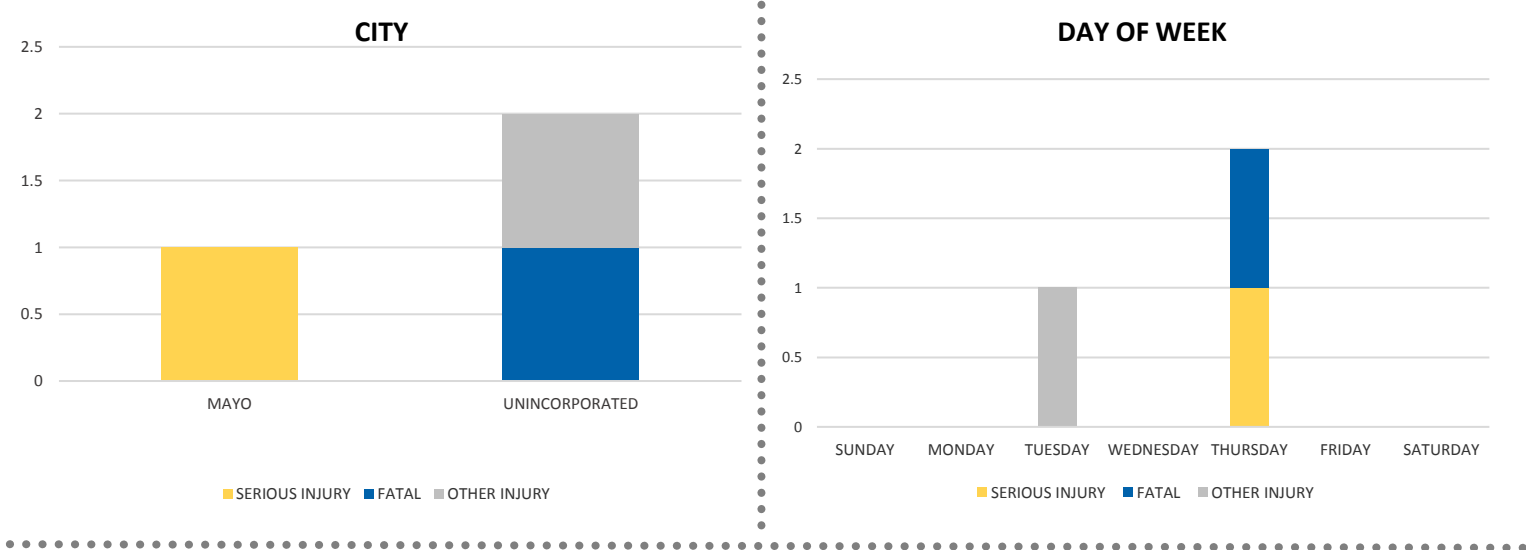
District 2 Community Traffic Safety Program



# LAFAYETTE COUNTY 2019 Pedestrian Crash Data Summary

Severity	Lafayette County					District 2	
	Fatal	Incapacitating Injury	Non-Incapacitating Injury	Possible Injury	No Injury/ Property Damage Only*	Total	
Crashes	1	1	1	0	0	3	863
People Injured	1	1	1	0	N/A	3	823

Note: Crash severity is determined from the highest injury type in the crash (i.e. if a crash had both a fatal and a serious it is determined to be a fatal crash).



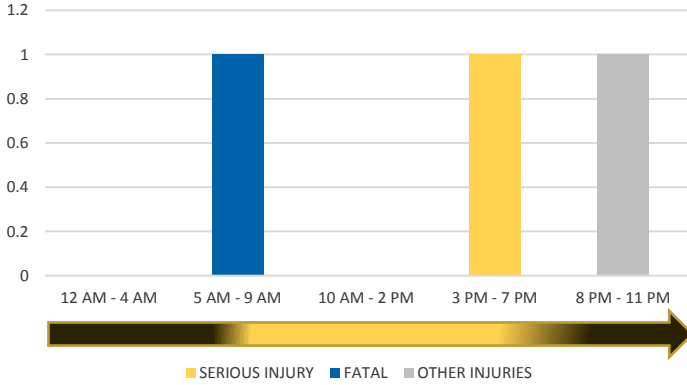
NOTE: Fatal/Serious/Other Injury in bar graphs indicates persons not crashes.  
 SOURCES: 2019 CARS data (unofficial at time of report)

District 2 Community Traffic Safety Program

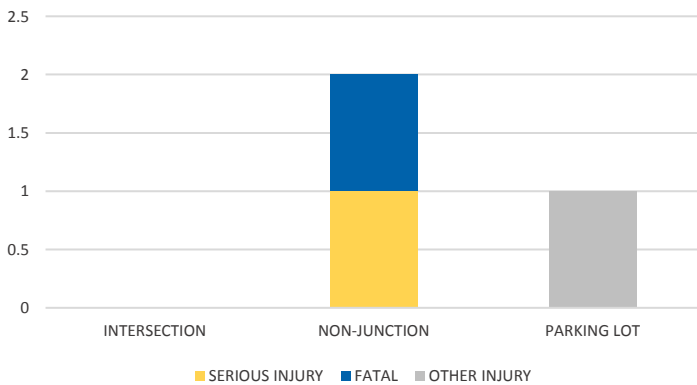
# LAFAYETTE COUNTY 2019 Pedestrian Crash Data Summary



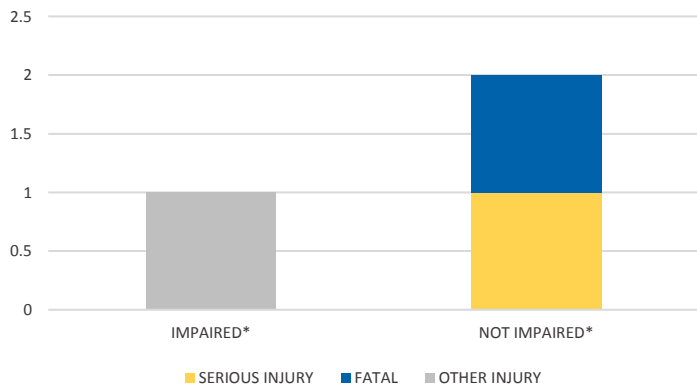
**TIME OF DAY**



**LOCATION ON ROADWAY**



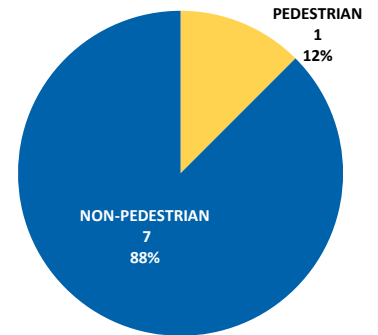
**IMPAIRED**



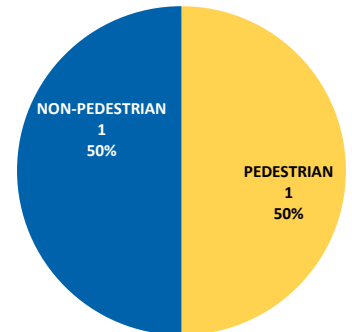
\*Involving alcohol and/or drugs by pedestrian and/or driver.

Driver Contributing Cause		Pedestrian Contributing Cause	
No Contributing Action	2	In Roadway Improperly (Standing, lying, working, playing)	1
Operated MV in Careless or Negligent Manner	1	Dart/Dash	1
		No Data	1
<b>Total 3</b>		<b>Total 3</b>	

PEDESTRIAN SERIOUS INJURY CRASHES VS TOTAL SERIOUS INJURY CRASHES



PEDESTRIAN FATAL CRASHES VS TOTAL FATAL CRASHES



PEDESTRIAN OTHER INJURY CRASHES VS TOTAL OTHER INJURY CRASHES

