

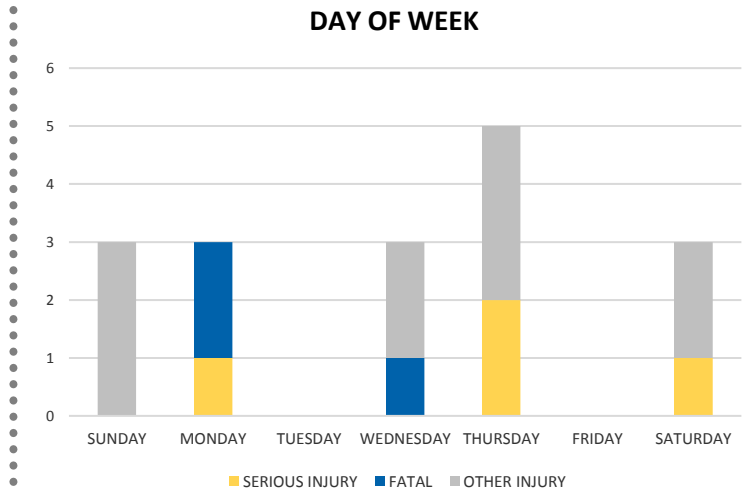
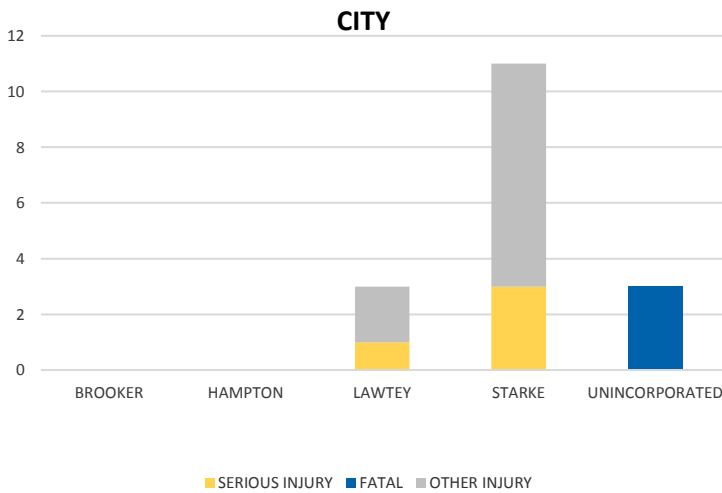
District 2 Community Traffic Safety Program



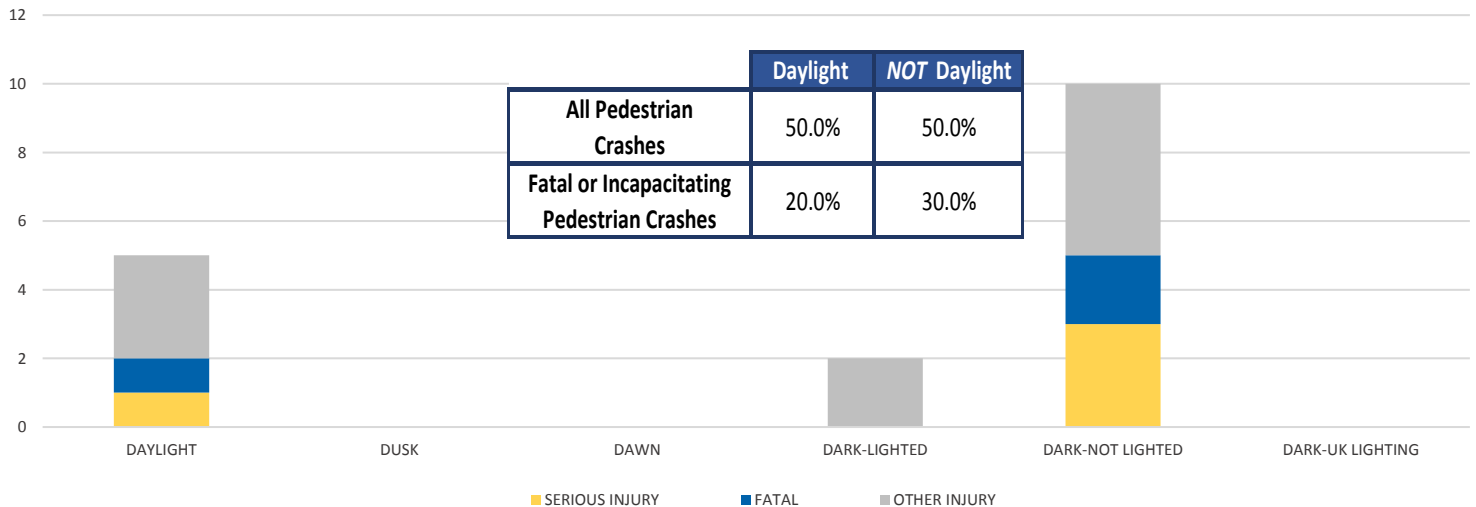
BRADFORD COUNTY 2019 Pedestrian Crash Data Summary

Severity	Bradford County					District 2	
	Fatal	Incapacitating Injury	Non-Incapacitating Injury	Possible Injury	No Injury/ Property Damage Only*	Total	
Crashes	2	3	2	3	0	10	863
People Injured	3	4	2	8	N/A	17	823

Note: Crash severity is determined from the highest injury type in the crash (i.e. if a crash had both a fatal and a serious it is determined to be a fatal crash).



LIGHTING



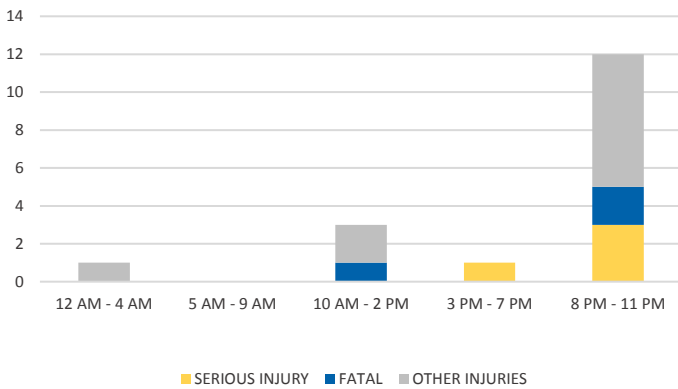
NOTE: Fatal/Serious/Other Injury in bar graphs indicates persons not crashes.
SOURCES: 2019 CARS data (unofficial at time of report)

District 2 Community Traffic Safety Program

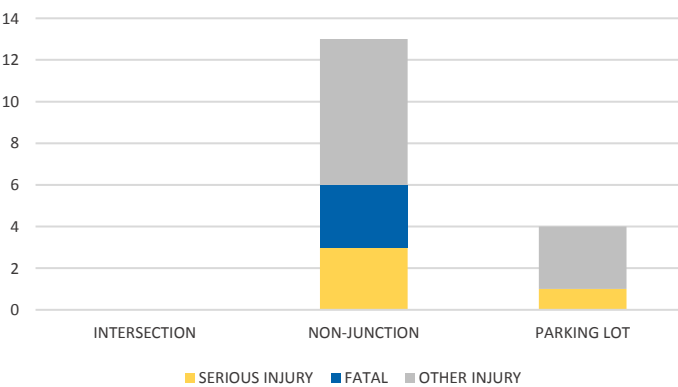


BRADFORD COUNTY 2019 Pedestrian Crash Data Summary

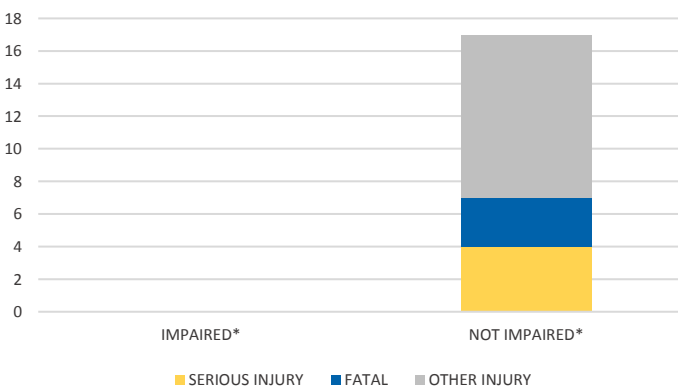
TIME OF DAY



LOCATION ON ROADWAY



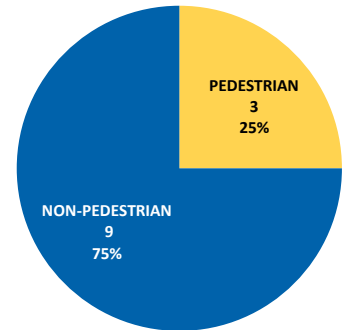
IMPAIRED



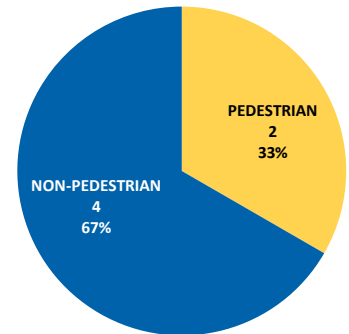
*Involving alcohol and/or drugs by pedestrian and/or driver.

Driver Contributing Cause		Pedestrian Contributing Cause	
No Contributing Action	4	No Improper Action	5
Failed to Yield Right-of-Way	2	Other, Explain in Narrative	1
Operated MV in Careless or Negligent Manner	4	Wrong-Way Riding or Walking	1
		In Roadway Improperly (Standing, lying, working, playing)	1
		No Data	2
Total 10		Total 10	

PEDESTRIAN SERIOUS INJURY CRASHES VS TOTAL SERIOUS INJURY CRASHES



PEDESTRIAN FATAL CRASHES VS TOTAL FATAL CRASHES



PEDESTRIAN OTHER INJURY CRASHES VS TOTAL OTHER INJURY CRASHES

