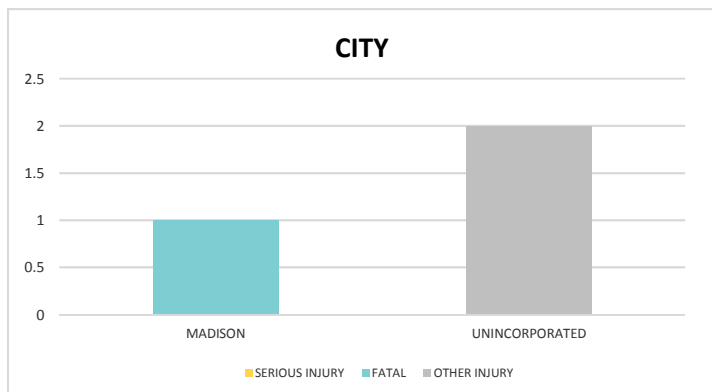


# MADISON COUNTY

## District 2 Community Traffic Safety Program

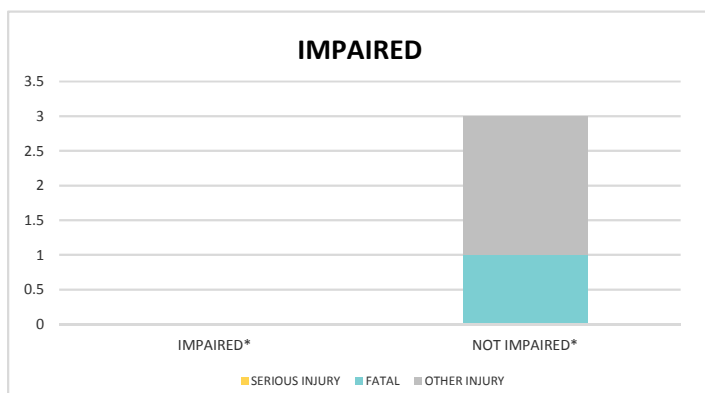
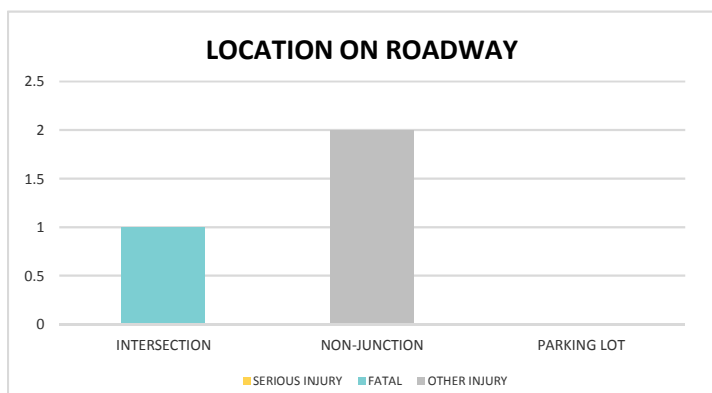
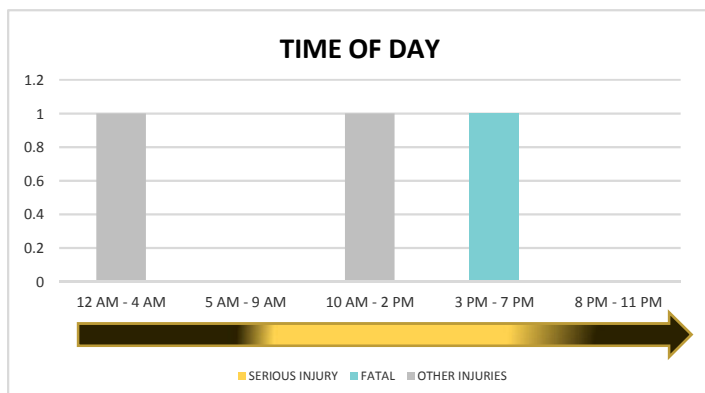
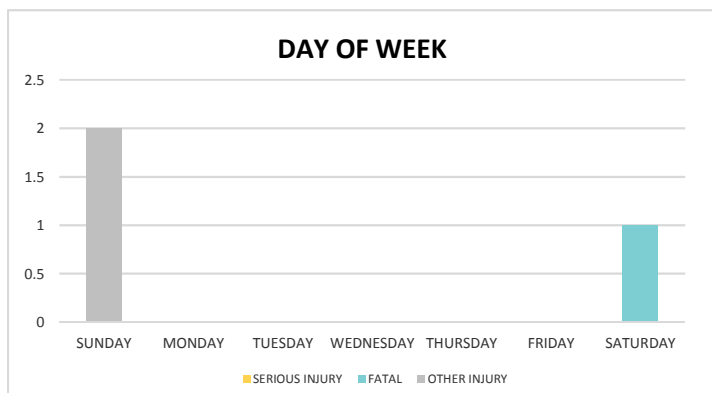


# 2018 Pedestrian Crash Data Summary

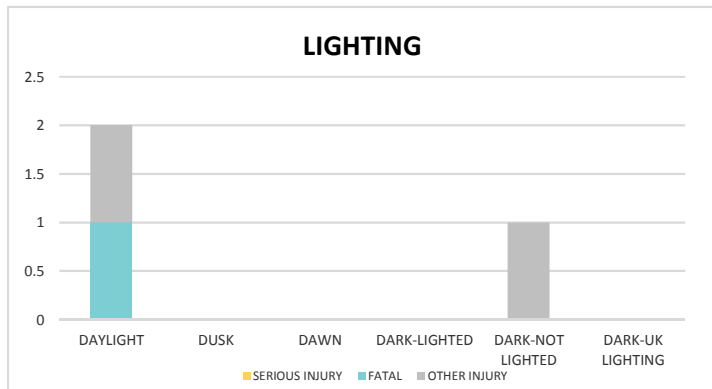


Severity	Crashes	People Injured
Fatal	1	1
Incapacitating Injury	0	0
Non-Incapacitating Injury	1	1
Possible Injury	1	1
No Injury	0	NA
<b>Total</b>	<b>3</b>	<b>3</b>

Note: Crash severity is determined from the highest injury type in the crash (i.e. if a crash had both a fatal and a serious it is determined to be a fatal crash).



\*Involving alcohol and/or drugs by pedestrian and/or driver.



	Daylight	NOT Daylight
All Pedestrian Crashes	66.7%	33.3%
Fatal or Incapacitating Pedestrian Crashes	33.3%	0.0%

NOTE: Fatal/Serious/Other Injury in bar graphs indicates persons not crashes.

SOURCES: 2018 CARS data (unofficial at time of report)

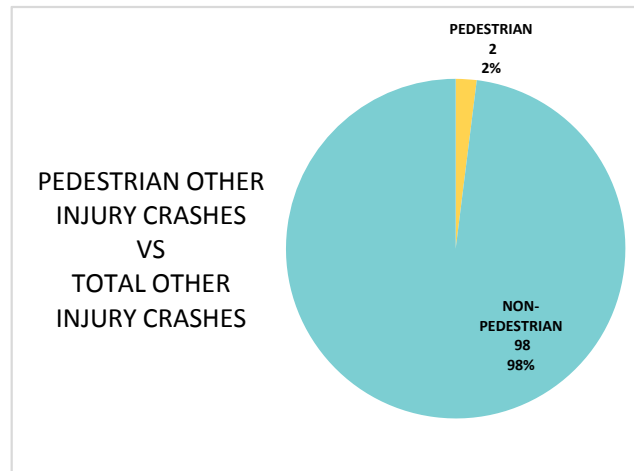
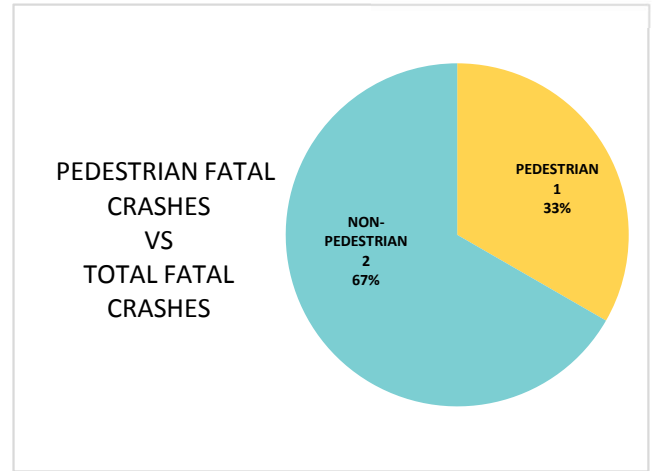
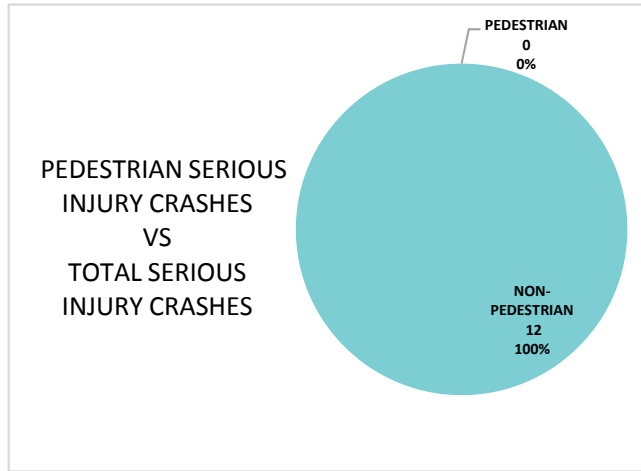
DATE GENERATED: 1/7/2019

# MADISON COUNTY

## District 2 Community Traffic Safety Program



# 2018 Pedestrian Crash Data Summary



Driver Contributing Cause		Pedestrian Contributing Cause	
No Contributing Action	2	No Improper Action	1
Operated MV in Careless or Negligent Manner	1	In Roadway Improperly (Standing, lying, working, playing)	1
		Dart/Dash	1
<b>Total</b>	<b>3</b>	<b>Total</b>	<b>3</b>

NOTE: Fatal/Serious/Other Injury in bar graphs indicates persons not crashes.  
 SOURCES: 2018 CARS data (unofficial at time of report)