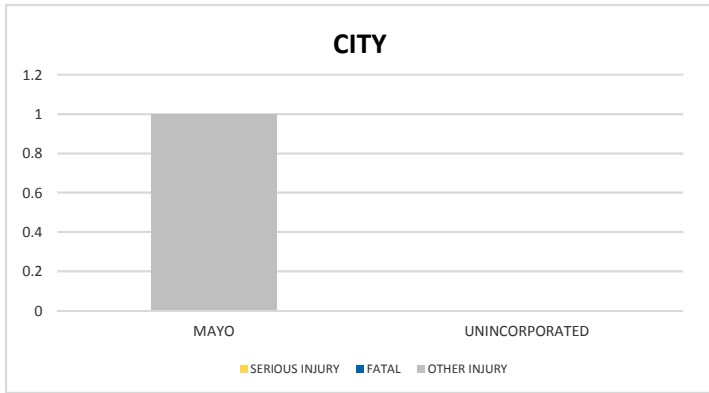


LAFAYETTE COUNTY

District 2 Community Traffic Safety Program

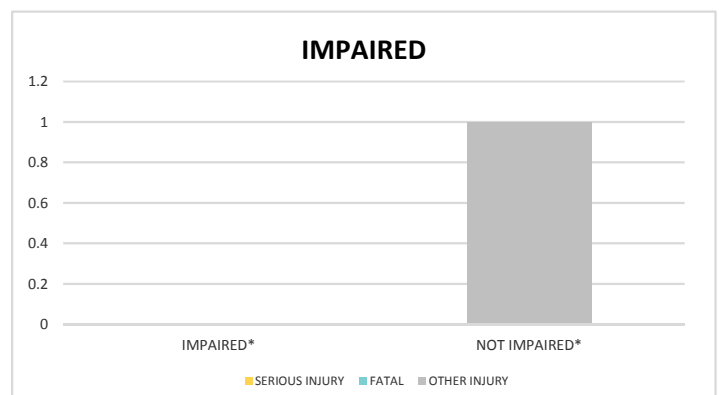
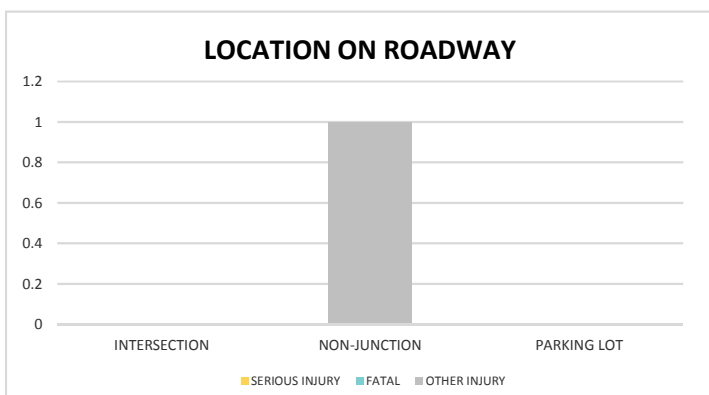
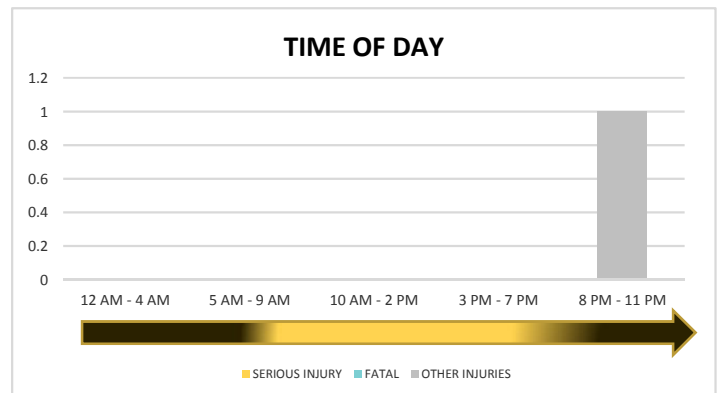
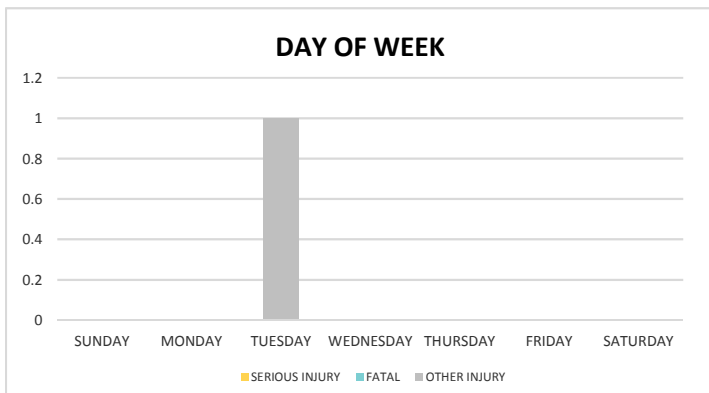


2018 Pedestrian Crash Data Summary

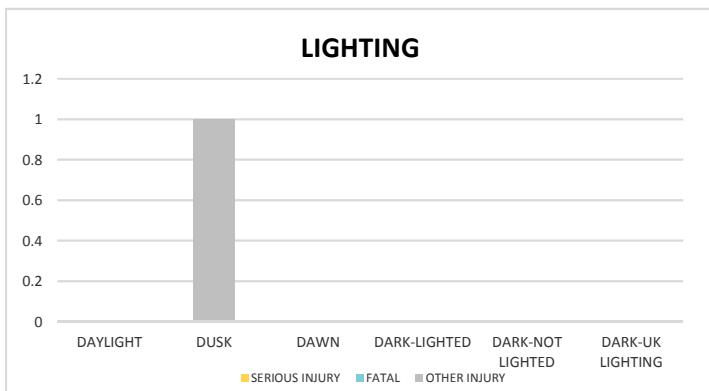


Severity	Crashes	People Injured
Fatal	0	0
Incapacitating Injury	0	0
Non-Incapacitating Injury	1	1
Possible Injury	0	0
No Injury	0	NA
Total	1	1

Note: Crash severity is determined from the highest injury type in the crash (i.e. if a crash had both a fatal and a serious it is determined to be a fatal crash).



*Involving alcohol and/or drugs by pedestrian and/or driver.



	Daylight	NOT Daylight
All Pedestrian Crashes	0.0%	100.0%
Fatal or Incapacitating Pedestrian Crashes	0.0%	0.0%

NOTE: Fatal/Serious/Other Injury in bar graphs indicates persons not crashes.

SOURCES: 2018 CARS data (unofficial at time of report)

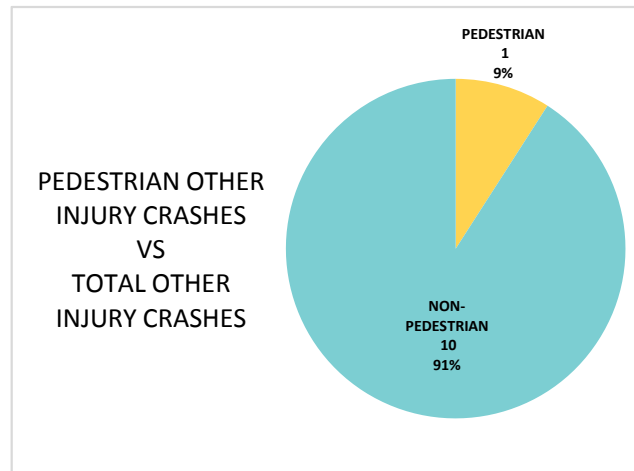
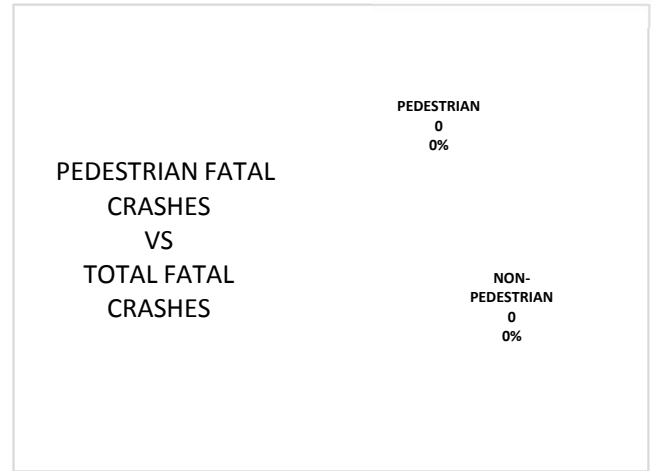
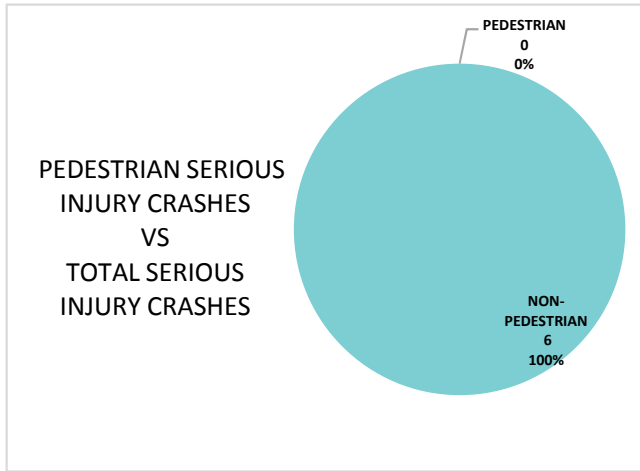
DATE GENERATED: 1/7/2019

LAFAYETTE COUNTY

District 2 Community Traffic Safety Program



2018 Pedestrian Crash Data Summary



Driver Contributing Cause		Pedestrian Contributing Cause	
No Contributing Action	1	Inattentive (talking, eating, etc)	1
Total	1	Total	1

NOTE: Fatal/Serious/Other Injury in bar graphs indicates persons not crashes.
 SOURCES: 2018 CARS data (unofficial at time of report)