

HAMILTON COUNTY

District 2 Community Traffic Safety Program



2017 Rural Roads Crash Data Summary

Note: Rural crashes were identified as those crashes along the rurally classified road network per FDOT's GIS Geodatabase layer FunClass.

290 Crashes • 9 Fatal • 33 Serious Injury • 29 Non-Incapacitating • 29 Possible Injury • 190 PDO*

TOTAL CRASHES

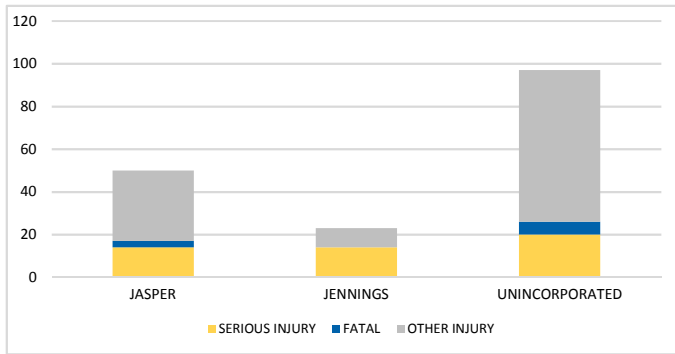
Note: Crash severity is determined from the highest injury type in the crash (i.e. if a crash had both a fatal and a serious it is determined to be a fatal crash).

*PDO - Property Damage Only

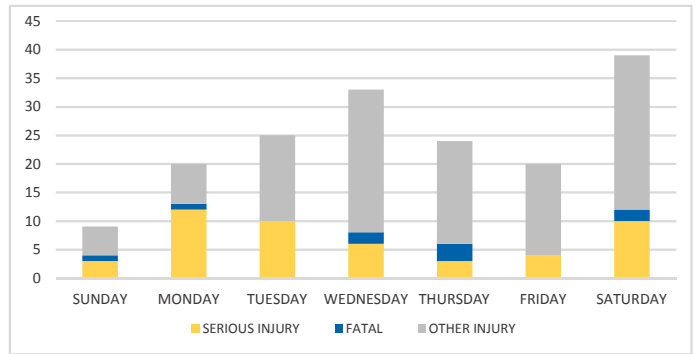
PEOPLE INJURED

9 Fatalities • 48 Serious Injuries • 113 Other Injuries

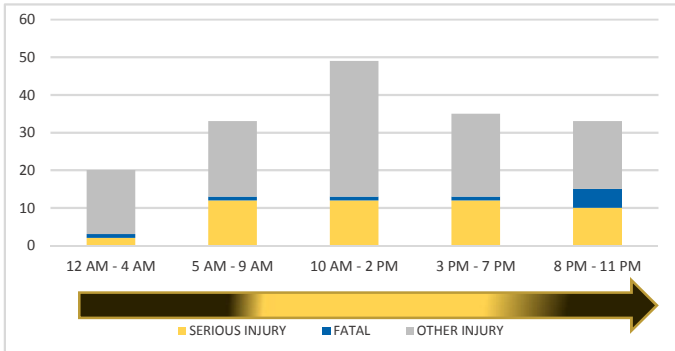
CITY



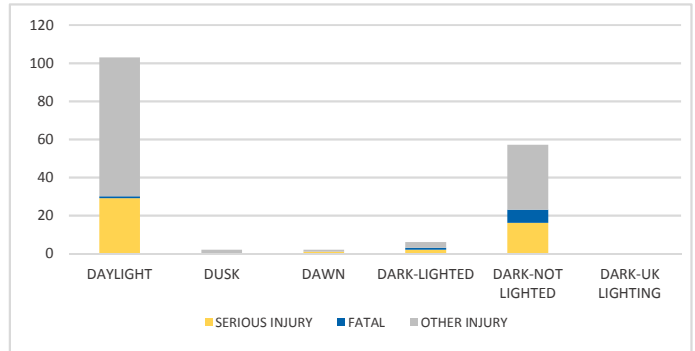
DAY OF WEEK



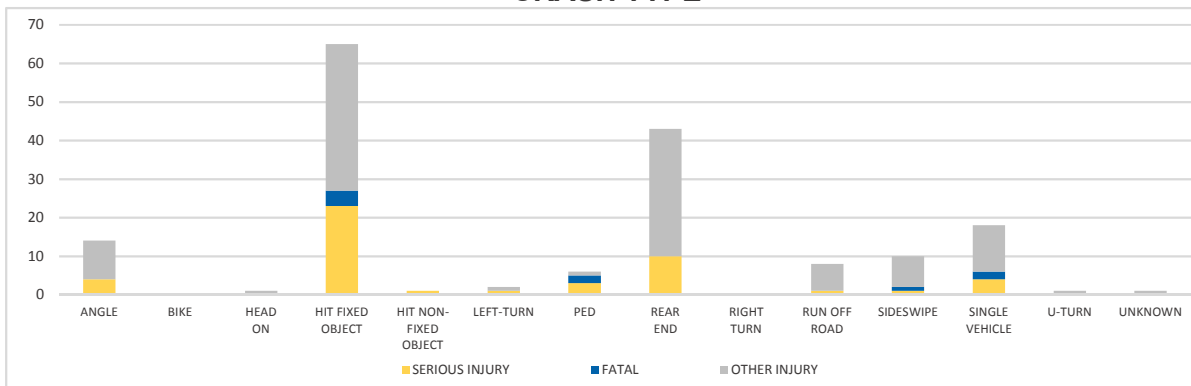
TIME OF DAY



LIGHTING



CRASH TYPE



NOTES:

Fatal/Serious/Other Injury in graphs indicates persons not crashes.

SOURCES: 2017 CARS data (unofficial at time of report)