

DIXIE COUNTY

District 2 Community Traffic Safety Program



2017 Rural Roads Crash Data Summary

Note: Rural crashes were identified as those crashes along the rurally classified road network per FDOT's GIS Geodatabase layer FunClass.

89 Crashes • 4 Fatal • 9 Serious Injury • 20 Non-Incapacitating • 13 Possible Injury • 43 PDO*

**TOTAL
CRASHES**

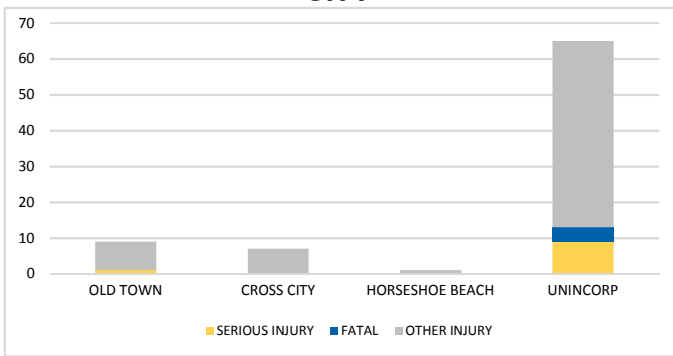
Note: Crash severity is determined from the highest injury type in the crash (i.e. if a crash had both a fatal and a serious it is determined to be a fatal crash).

*PDO - Property Damage Only

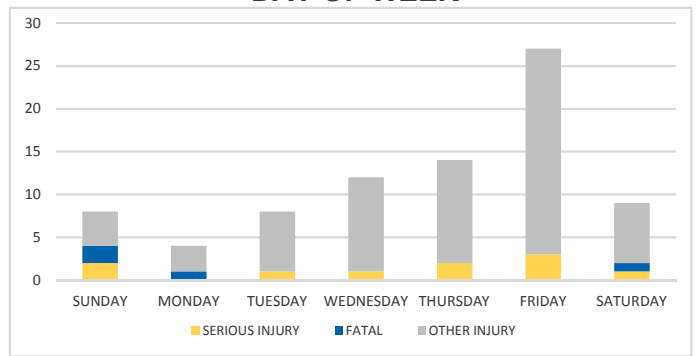
**PEOPLE
INJURED**

4 Fatalities • 10 Serious Injuries • 68 Other Injuries

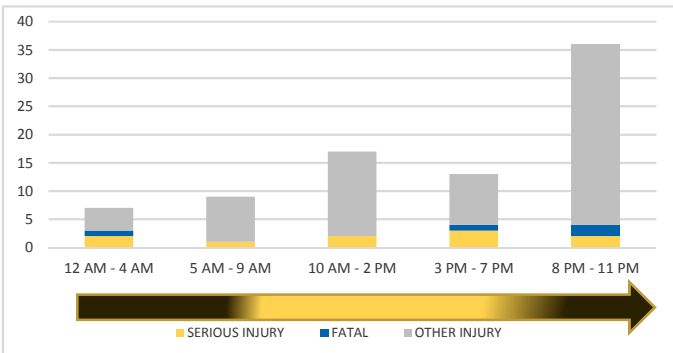
CITY



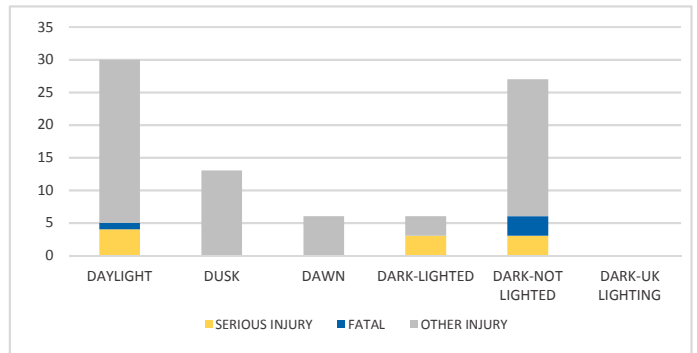
DAY OF WEEK



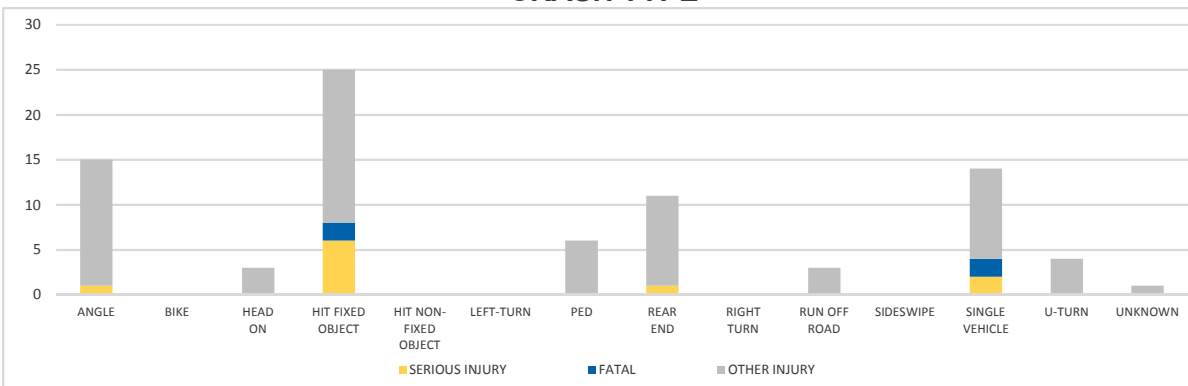
TIME OF DAY



LIGHTING



CRASH TYPE



NOTES:

Fatal/Serious/Other Injury in graphs indicates persons not crashes.

SOURCES: 2017 CARS data (unofficial at time of report)