

ALACHUA COUNTY

District 2 Community Traffic Safety Program



2017 Rural Roads Crash Data Summary

Note: Rural crashes were identified as those crashes along the rurally classified road network per FDOT's GIS Geodatabase layer FunClass.

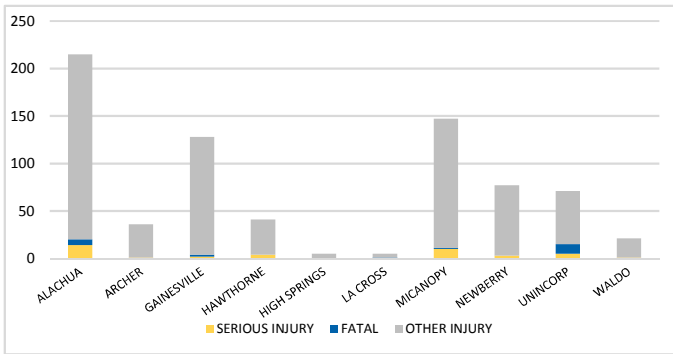
1,105 Crashes • 13 Fatal • 32 Serious Injury • 168 Non-Incapacitating • 233 Possible Injury • 659 PDO* **TOTAL CRASHES**

Note: Crash severity is determined from the highest injury type in the crash (i.e. if a crash had both a fatal and a serious it is determined to be a fatal crash).

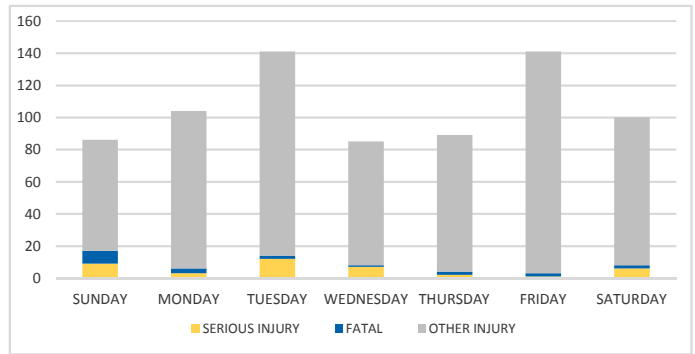
*PDO - Property Damage Only

PEOPLE INJURED **20 Fatalities • 40 Serious Injuries • 686 Other Injuries**

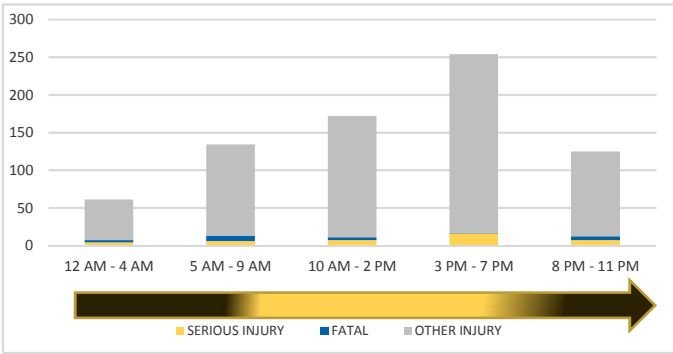
CITY



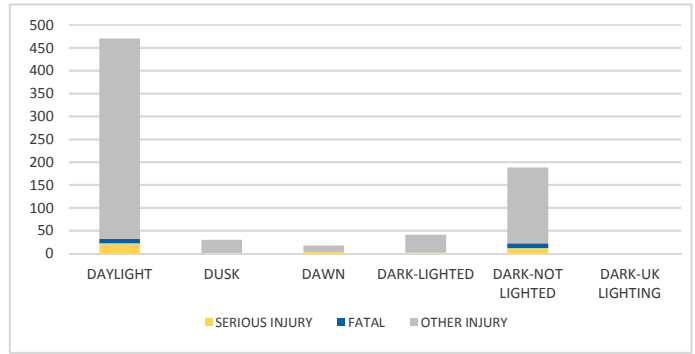
DAY OF WEEK



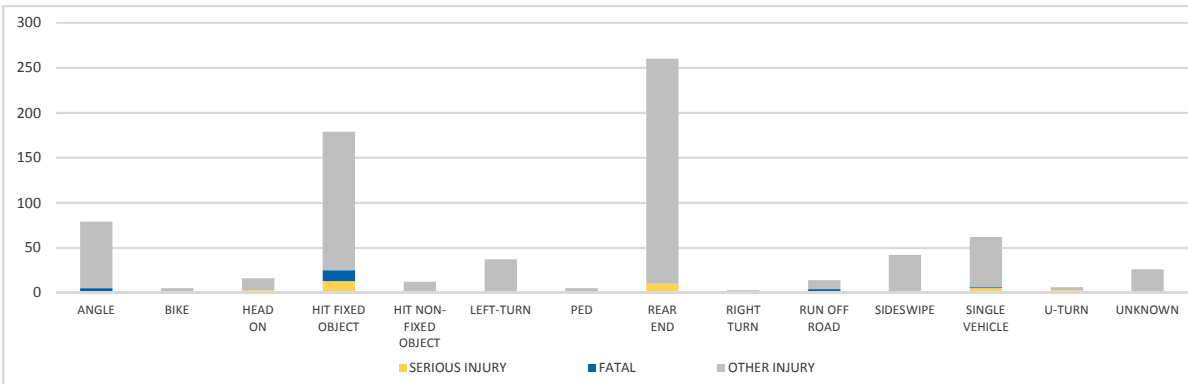
TIME OF DAY



LIGHTING



CRASH TYPE



NOTES:

Fatal/Serious/Other Injury in graphs indicates persons not crashes.

SOURCES: 2017 CARS data (unofficial at time of report)