

# MADISON COUNTY

## District 2 Community Traffic Safety Program



### 2017 Intersection Crash Data Summary

24 Crashes • 0 Fatal • 2 Incapacitating • 2 Non-Incapacitating • 7 Possible Injury • 13 PDO\*

**TOTAL CRASHES**

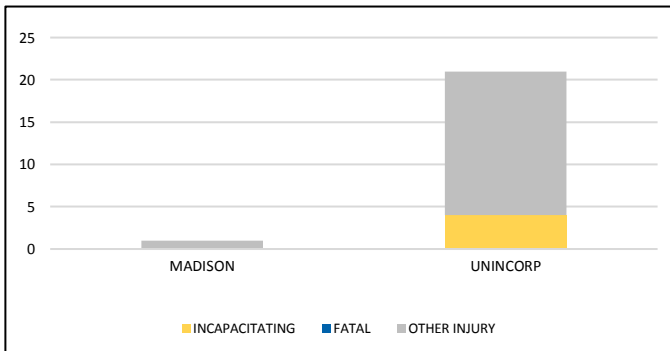
Note: Crash severity is determined from the highest injury type in the crash (i.e. if a crash had both a fatal and an incapacitating, it is determined to be a fatal crash).

\*PDO - Property Damage Only

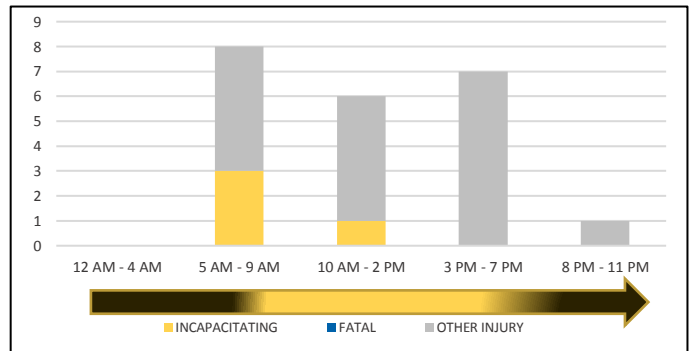
**PEOPLE KILLED OR INJURED**

0 Fatalities • 4 Incapacitating Injuries • 18 Other Injuries

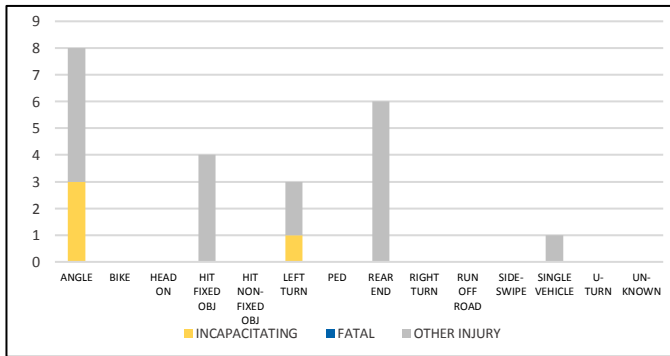
**CITY**



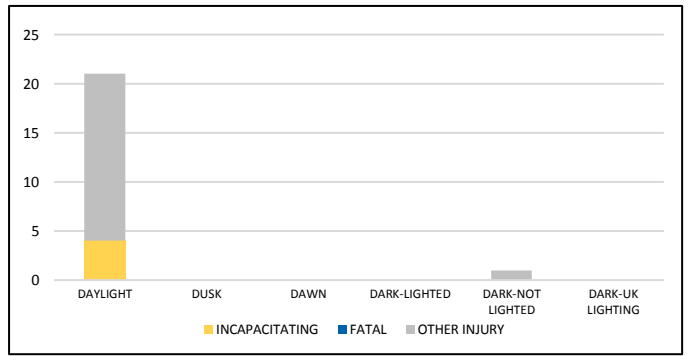
**TIME OF DAY**



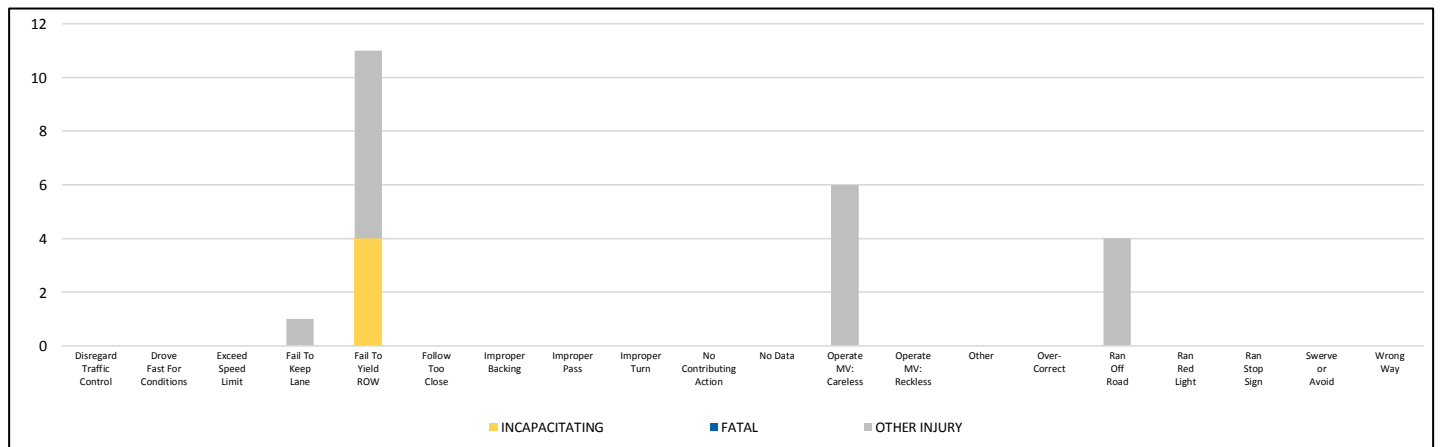
**CRASH TYPE**



**LIGHTING**



**DRIVER CAUSE OF CRASH**



NOTE: Incapacitating/Fatal/Other Injury in graphs indicates persons not crashes.

SOURCE: 2017 CARS data (unofficial at time of report)

DATE GENERATED: 10/11/2018