

LEVY COUNTY

District 2 Community Traffic Safety Program



2017 Impaired Driver Crash Data Summary

Impaired crashes are identified as those that include any of: Suspected drug/alcohol use, driver condition is under the influence of medication/drugs/alcohol, refused an alcohol/drug test, has blood alcohol content greater than zero, or has a drug result of positive.

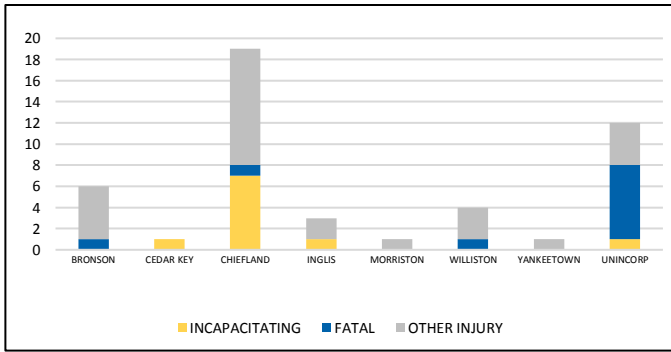
52 Crashes • 9 Fatal • 5 Incapacitating • 10 Non-Incapacitating • 6 Possible Injury • 22 PDO* **TOTAL CRASHES**

Note: Crash severity is determined from the highest injury type in the crash (i.e. if a crash had both a fatal and an incapacitating, it is determined to be a fatal crash).

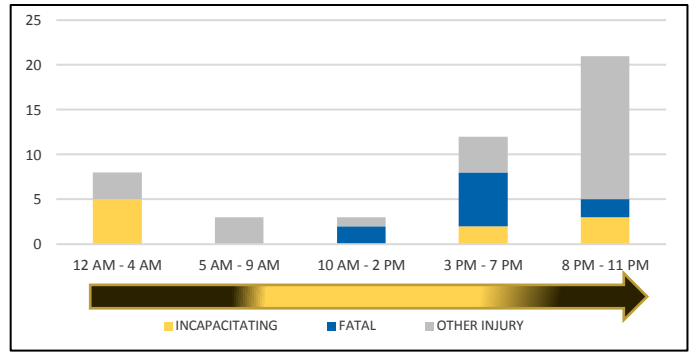
*PDO - Property Damage Only

PEOPLE KILLED OR INJURED **10 Fatalities • 10 Incapacitating Injuries • 27 Other Injuries**

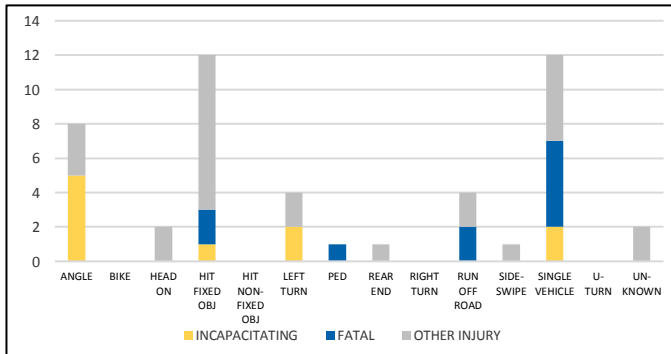
CITY



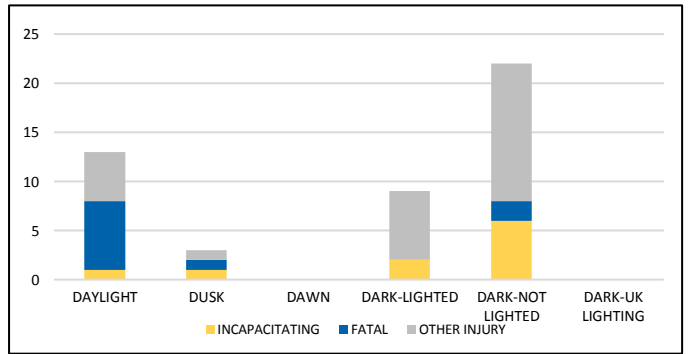
TIME OF DAY



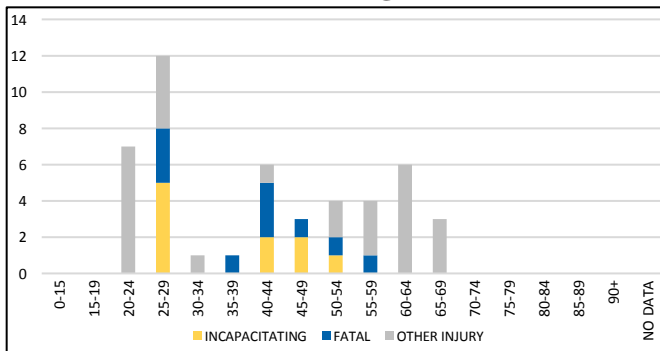
CRASH TYPE



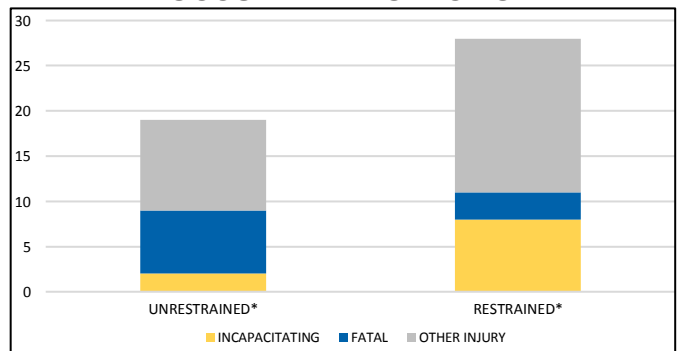
LIGHTING



DRIVER AGE



OCCUPANT PROTECTION



*Number of crashes where at least one person was unrestrained/restrained.

NOTE: Incapacitating/Fatal/Other Injury in graphs indicates persons not crashes.

SOURCE: 2017 CARS data (unofficial at time of report)

DATE GENERATED: 10/11/2018