

LAFAYETTE COUNTY

District 2 Community Traffic Safety Program



2017 Intersection Crash Data Summary

8 Crashes • 0 Fatal • 1 Incapacitating • 2 Non-Incapacitating • 2 Possible Injury • 3 PDO*

TOTAL CRASHES

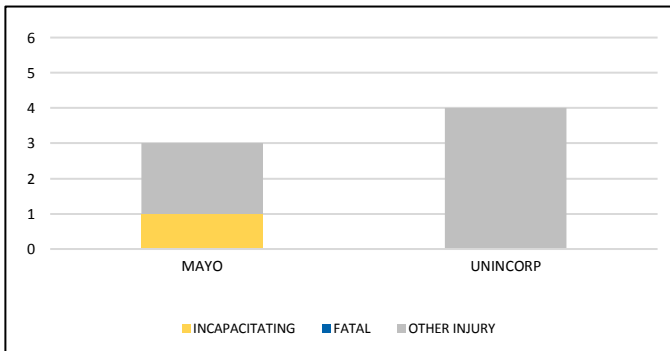
Note: Crash severity is determined from the highest injury type in the crash (i.e. if a crash had both a fatal and an incapacitating, it is determined to be a fatal crash).

*PDO - Property Damage Only

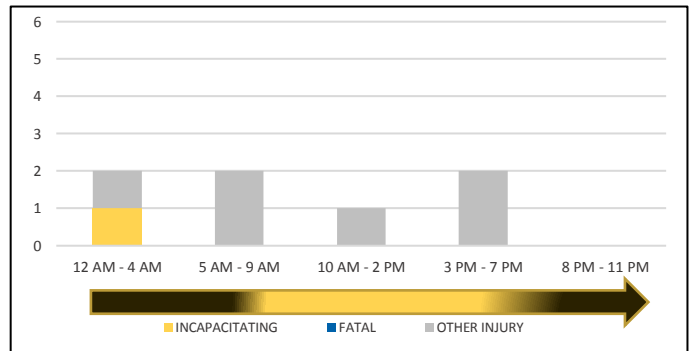
PEOPLE KILLED OR INJURED

0 Fatalities • 1 Incapacitating Injuries • 6 Other Injuries

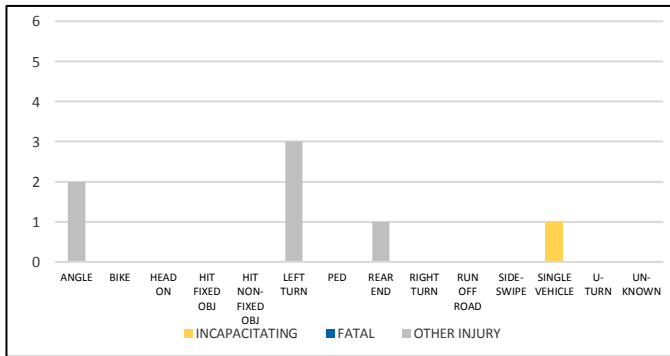
CITY



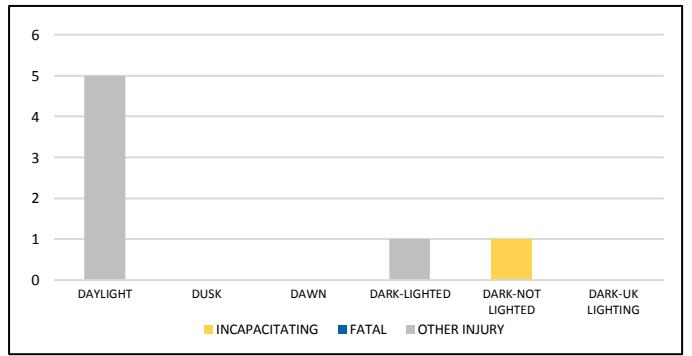
TIME OF DAY



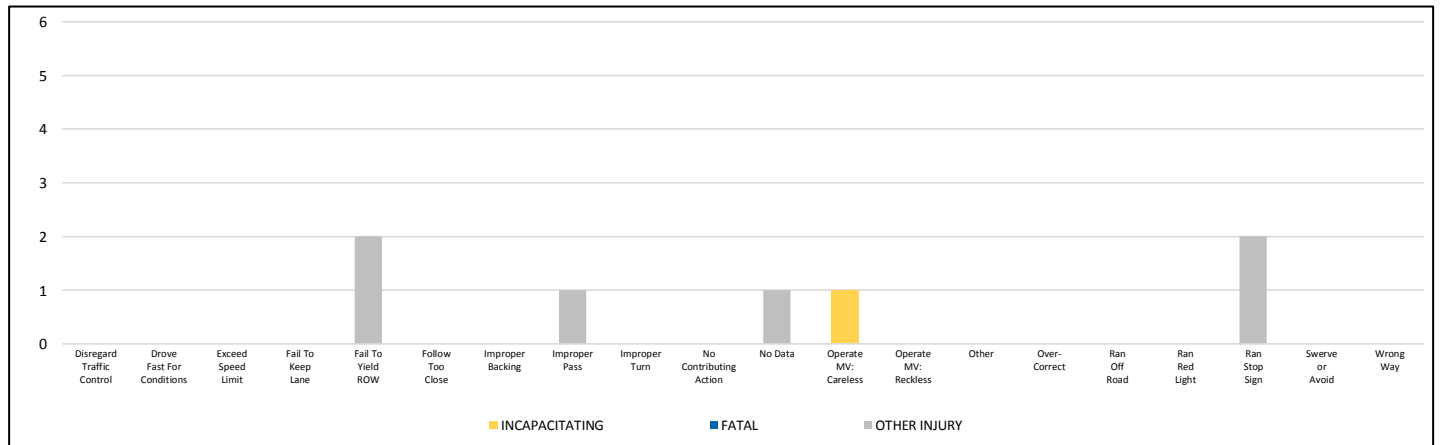
CRASH TYPE



LIGHTING



DRIVER CAUSE OF CRASH



NOTE: Incapacitating/Fatal/Other Injury in graphs indicates persons not crashes.

SOURCE: 2017 CARS data (unofficial at time of report)

DATE GENERATED: 10/11/2018