

DUVAL COUNTY

District 2 Community Traffic Safety Program



2017 Impaired Driver Crash Data Summary

Impaired crashes are identified as those that include any of: Suspected drug/alcohol use, driver condition is under the influence of medication/drugs/alcohol, refused an alcohol/drug test, has blood alcohol content greater than zero, or has a drug result of positive.

977 Crashes • 39 Fatal • 52 Incapacitating • 150 Non-Incapacitating • 167 Possible Injury • 569 PDO*

TOTAL CRASHES

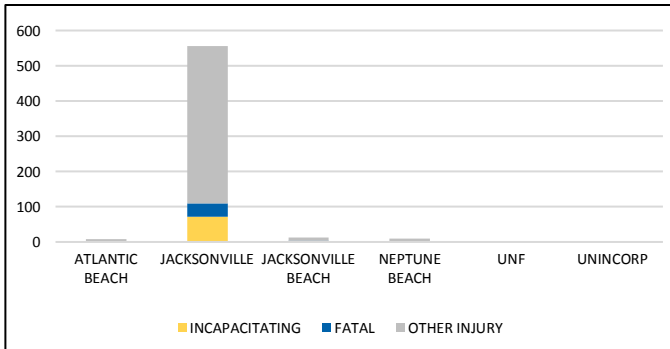
Note: Crash severity is determined from the highest injury type in the crash (i.e. if a crash had both a fatal and an incapacitating, it is determined to be a fatal crash).

*PDO - Property Damage Only

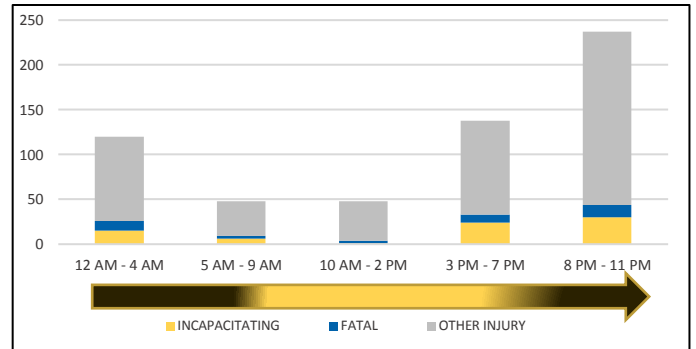
PEOPLE KILLED OR INJURED

40 Fatalities • 76 Incapacitating Injuries • 475 Other Injuries

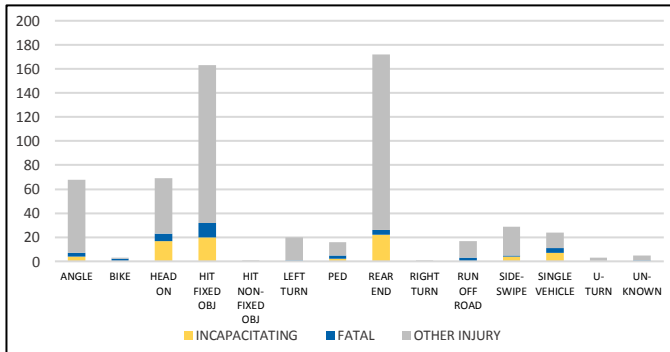
CITY



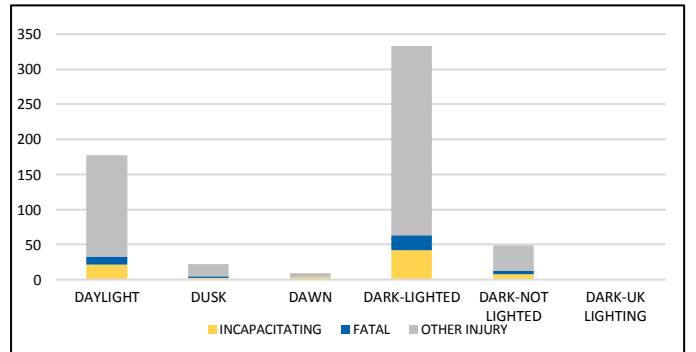
TIME OF DAY



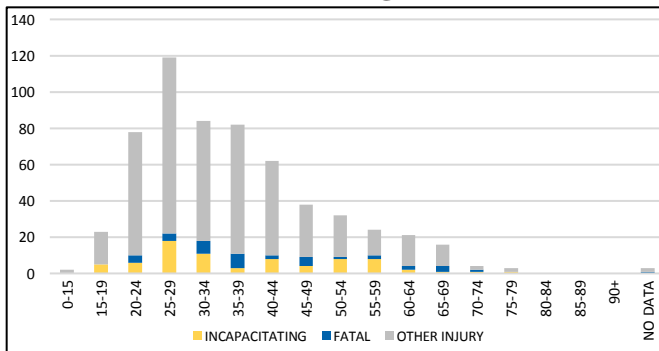
CRASH TYPE



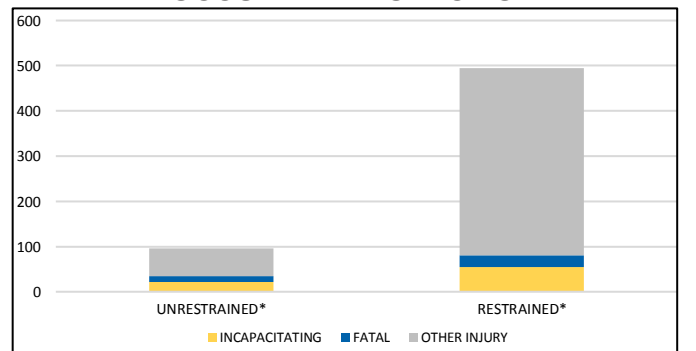
LIGHTING



DRIVER AGE



OCCUPANT PROTECTION



*Number of crashes where at least one person was unrestrained/restrained.

NOTE: Incapacitating/Fatal/Other Injury in graphs indicates persons not crashes.

SOURCE: 2017 CARS data (unofficial at time of report)

DATE GENERATED: 10/10/2018