

DISTRICT 2 DISTRICTWIDE

District 2 Community Traffic Safety Program



2017 Commercial Motor Vehicle Crash Data Summary

3,983 Crashes • 37 Fatal • 96 Incapacitating • 257 Non-Incapacitating • 387 Possible Injury • 3,206 PDO*

**TOTAL
CRASHES**

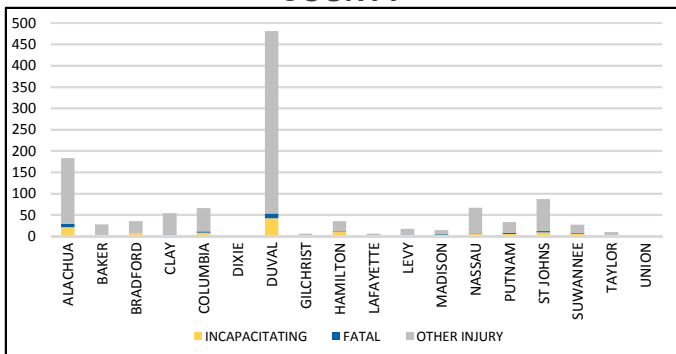
Note: Crash severity is determined from the highest injury type in the crash (i.e. if a crash had both a fatal and an incapacitating injury, it is determined to be a fatal crash).

*PDO - Property Damage Only

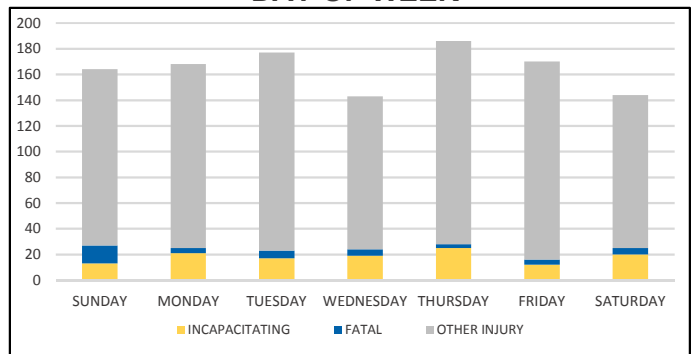
**PEOPLE KILLED
OR INJURED**

41 Fatalities • 127 Incapacitating Injuries • 984 Other Injuries

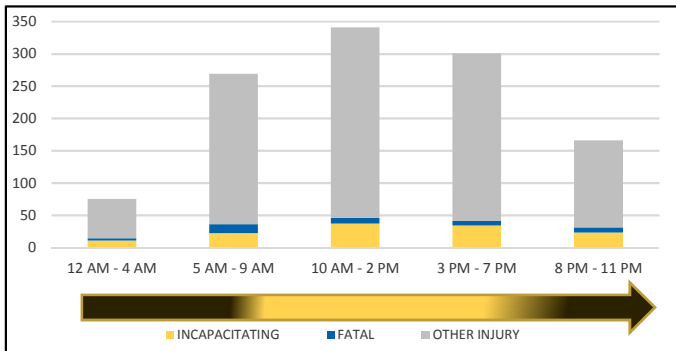
COUNTY



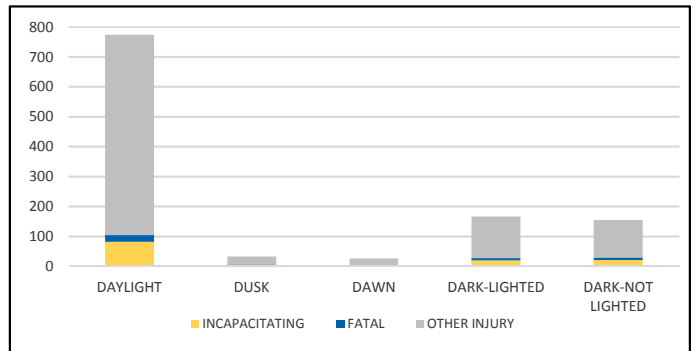
DAY OF WEEK



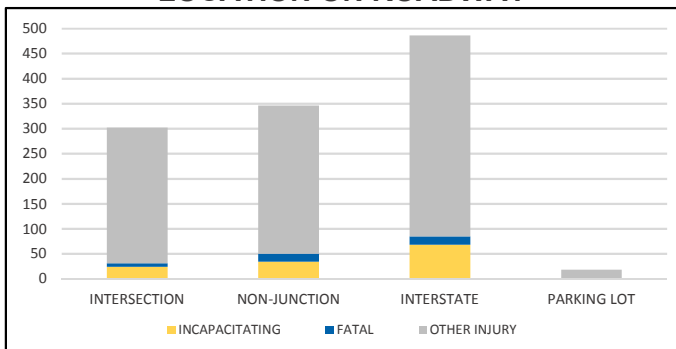
TIME OF DAY



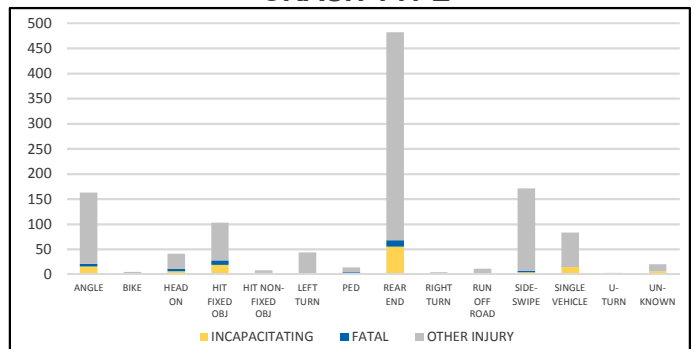
LIGHTING



LOCATION ON ROADWAY



CRASH TYPE



NOTE: Incapacitating/Fatal/Other Injury in graphs indicates persons not crashes.

SOURCE: 2017 CARS data (unofficial at time of report)

DATE GENERATED: 7/12/2018