

DISTRICT 2 DISTRICTWIDE

District 2 Community Traffic Safety Program



2017 Distracted Driving Crash Data Summary

Note: This report uses Central Office methodology to categorize a crash as 'Distracted Driving'.

7,846 Crashes • 21 Fatal • 237 Serious Injury • 948 Non-Incapacitating • 1,768 Possible Injury • 4,872 PDO* **TOTAL CRASHES**

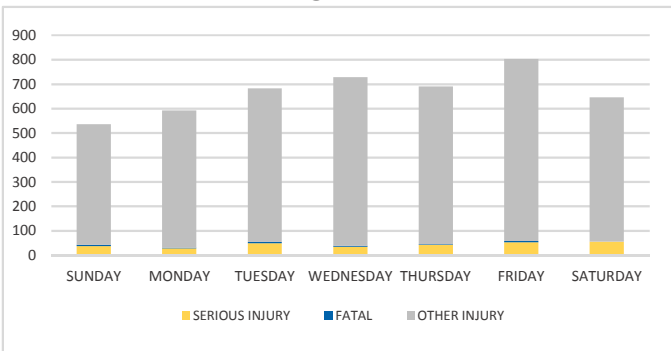
Note: Crash severity is determined from the highest injury type in the crash (i.e. if a crash had both a fatal and a serious it is determined to be a fatal crash).

*PDO - Property Damage Only

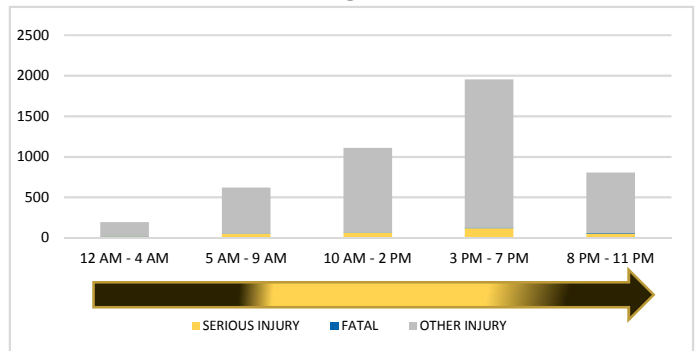
PEOPLE INJURED

24 Fatalities • 297 Serious Injuries • 4,357 Other Injuries

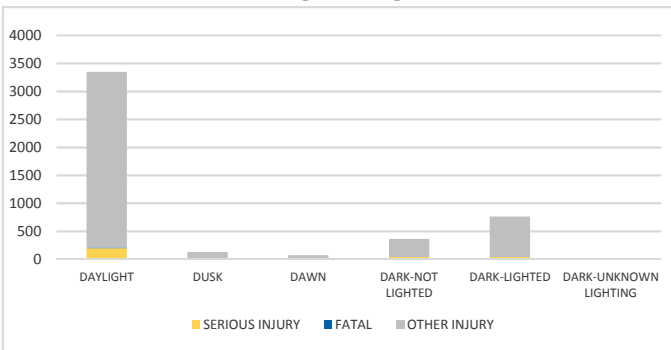
DAY OF WEEK



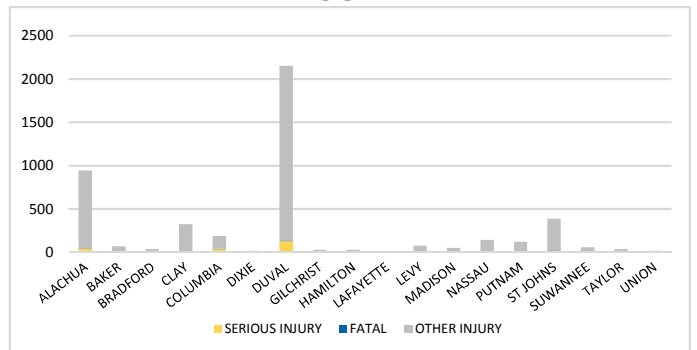
TIME OF DAY



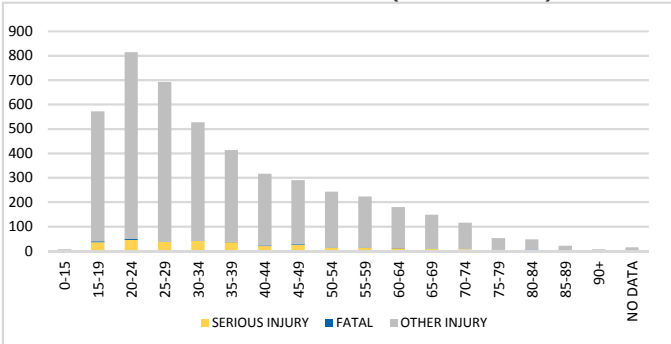
LIGHTING



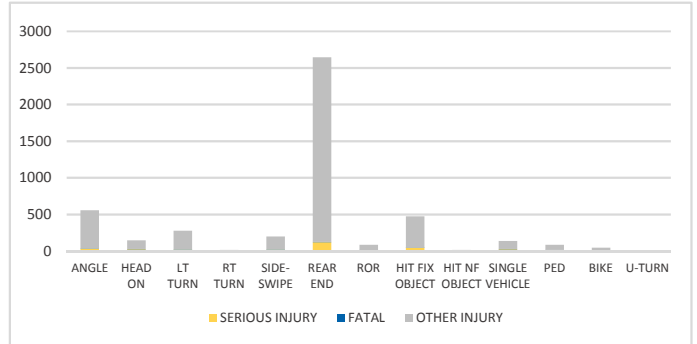
COUNTY



AGE OF DRIVER 1 (AT-FAULT)



CRASH TYPE



NOTES:

Serious/Fatal/Other Injury in graphs indicates persons not crashes.

SOURCE: 2017 CARS data (unofficial at time of report)

DATE GENERATED: 4/10/2018