

DISTRICT 2 DISTRICTWIDE

District 2 Community Traffic Safety Program



2017 Work Zone Crash Data Summary

1,329 Crashes • 7 Fatal • 41 Incapacitating • 125 Non-Incapacitating • 224 Possible Injury • 932 PDO*

**TOTAL
CRASHES**

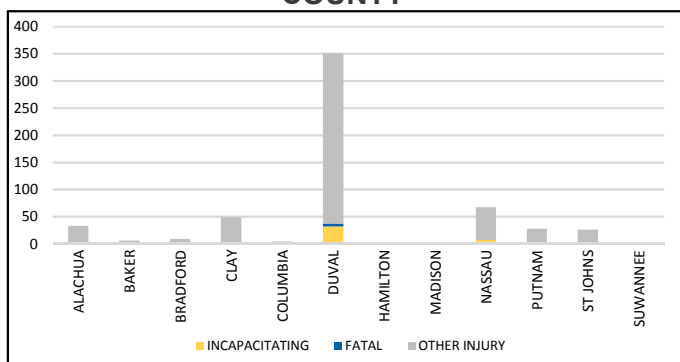
Note: Crash severity is determined from the highest injury type in the crash (i.e. if a crash had both a fatal and an incapacitating, it is determined to be a fatal crash).

*PDO - Property Damage Only

**PEOPLE KILLED
OR INJURED**

7 Fatalities • 48 Incapacitating Injuries • 521 Other Injuries

COUNTY

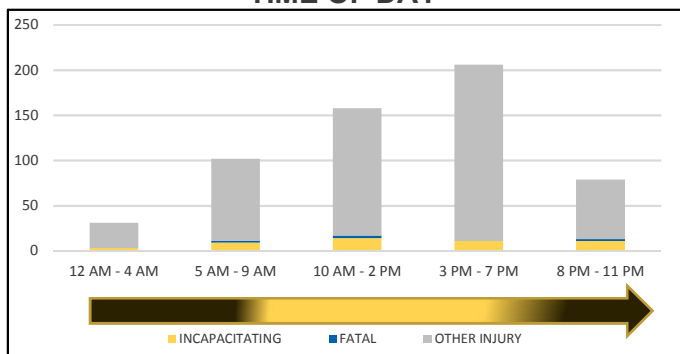


NOTE: There are no work zone crashes in the following counties: Gilchrist, Lafayette, and Union

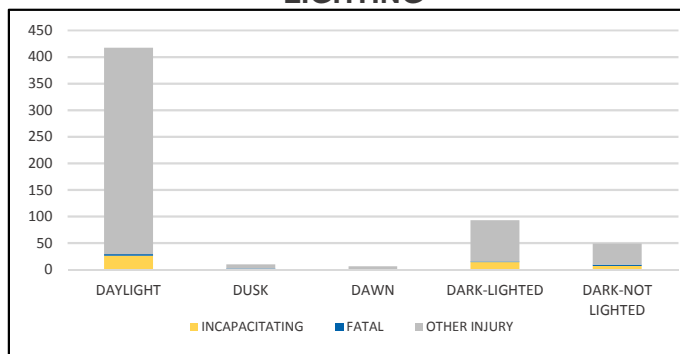
COMMERCIAL MOTOR VEHICLE (CMV) CRASHES VS TOTAL CRASHES

| | CMV | ALL | % CMV |
|--------------------|------------|--------------|------------|
| FATAL | 4 | 7 | 57% |
| INCAPACITATING | 2 | 41 | 5% |
| NON-INCAPACITATING | 13 | 125 | 10% |
| POSSIBLE | 30 | 224 | 13% |
| PROPERTY DAMAGE | 149 | 932 | 16% |
| TOTAL | 198 | 1,329 | 15% |

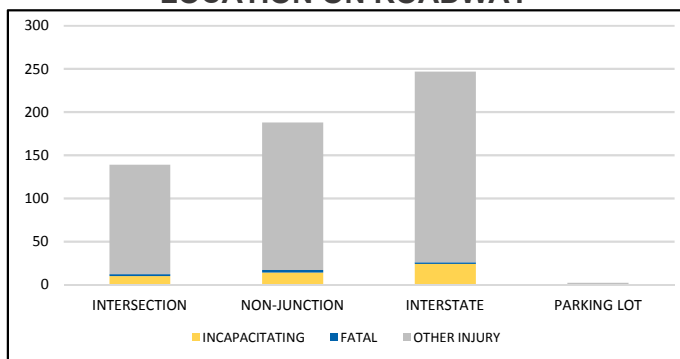
TIME OF DAY



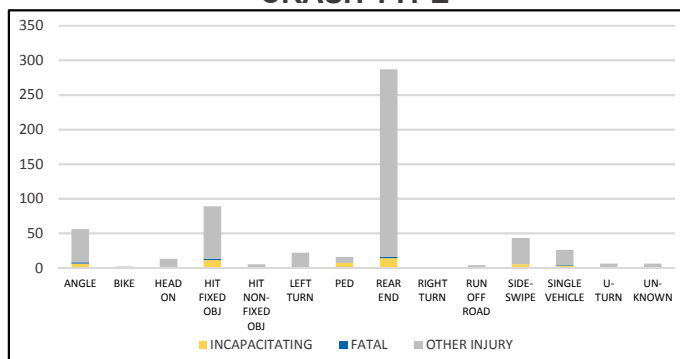
LIGHTING



LOCATION ON ROADWAY



CRASH TYPE



NOTE: Incapacitating/Fatal/Other Injury in graphs indicates persons not crashes.

SOURCE: 2017 CARS data (unofficial at time of report)

DATE GENERATED: 7/25/2018