

DISTRICT 2 DISTRICTWIDE

District 2 Community Traffic Safety Program



2017 Teen Road User Crash Data Summary

These crashes have been manually reviewed to determine at-fault road user was between the ages of 15 and 19 years old.

5,147 Crashes • 20 Fatal • 137 Incapacitating • 534 Non-Incapacitating • 1,033 Possible Injury • 3,423 PDO*

**TOTAL
CRASHES**

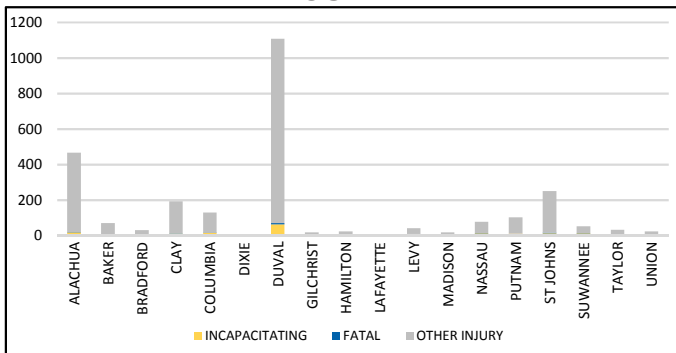
Note: Crash severity is determined from the highest injury type in the crash (i.e. if a crash had both a fatal and an incapacitating, it is determined to be a fatal crash).

*PDO - Property Damage Only

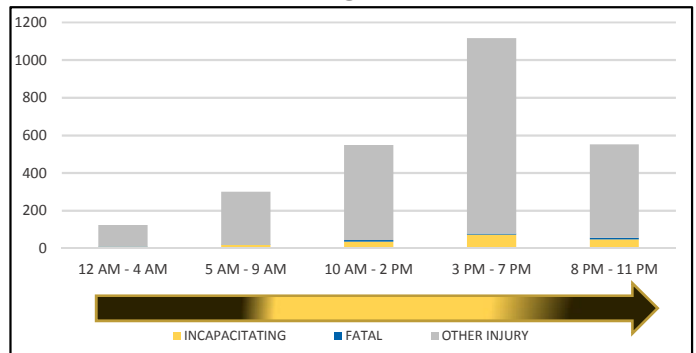
**PEOPLE KILLED
OR INJURED**

22 Fatalities • 182 Incapacitating Injuries • 2,439 Other Injuries

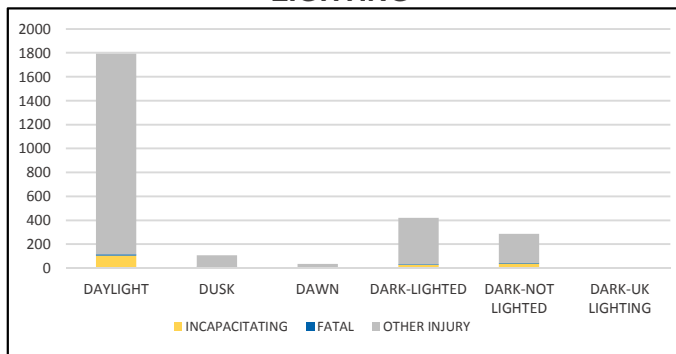
COUNTY



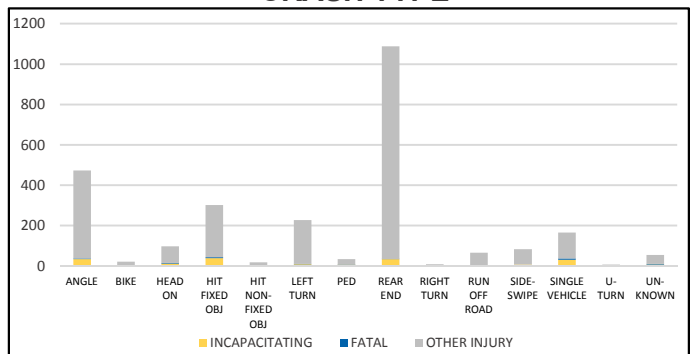
TIME OF DAY



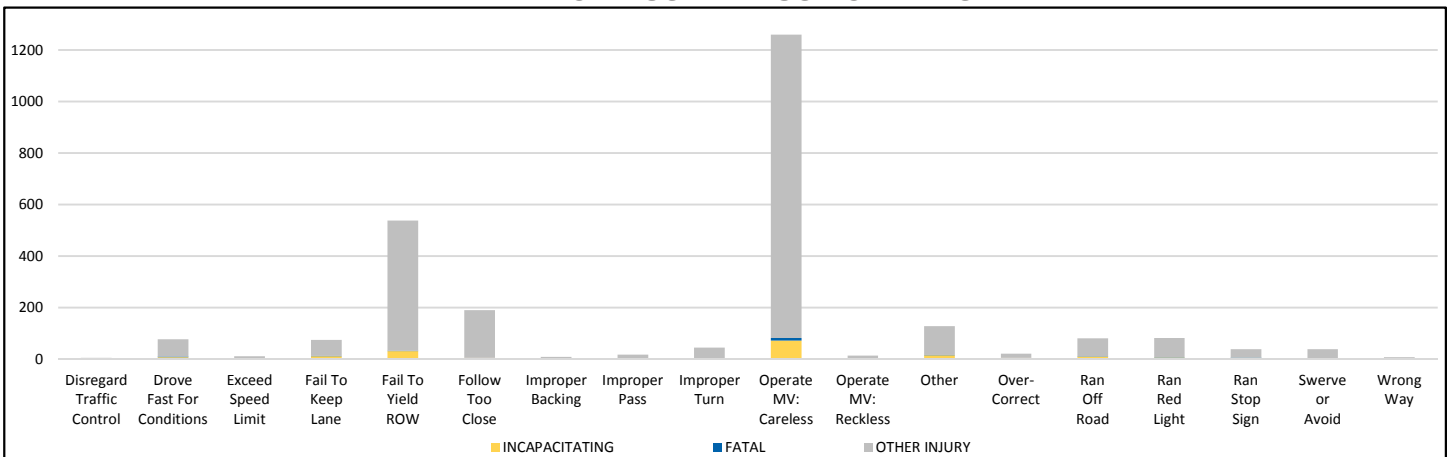
LIGHTING



CRASH TYPE



TEEN ROAD USER CAUSE OF CRASH



NOTE: Incapacitating/Fatal/Other Injury in graphs indicates persons not crashes.

SOURCE: 2017 CARs data (unofficial at time of report)

DATE GENERATED: 8/28/2018