

DISTRICT 2 DISTRICTWIDE

District 2 Community Traffic Safety Program



2017 Occupant Protection (No Restraint) Crash Data Summary

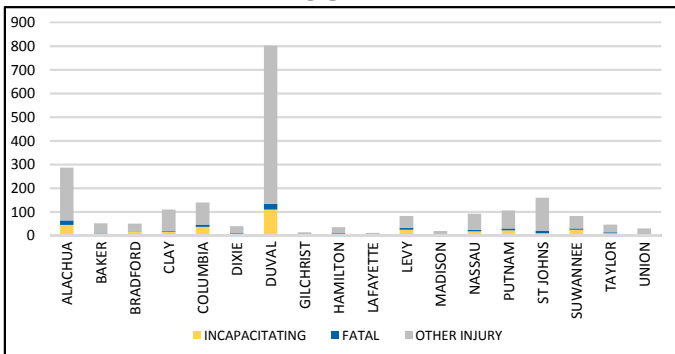
1,959 Crashes • 105 Fatal • 221 Incapacitating • 418 Non-Incapacitating • 386 Possible Injury • 829 PDO* **TOTAL CRASHES**

Note: Crash severity is determined from the highest injury type in the crash (i.e. if a crash had both a fatal and an incapacitating, it is determined to be a fatal crash).

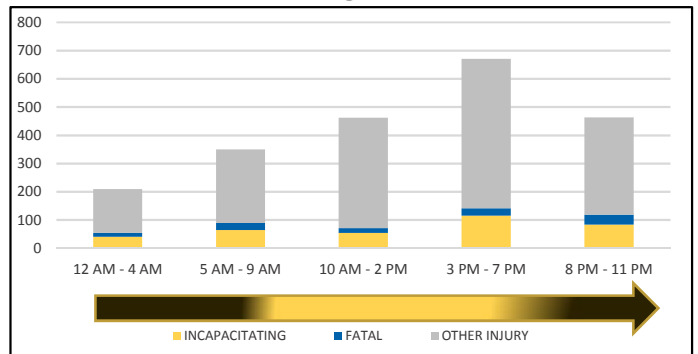
*PDO - Property Damage Only

PEOPLE KILLED OR INJURED **117 Fatalities • 357 Incapacitating Injuries • 1,680 Other Injuries**

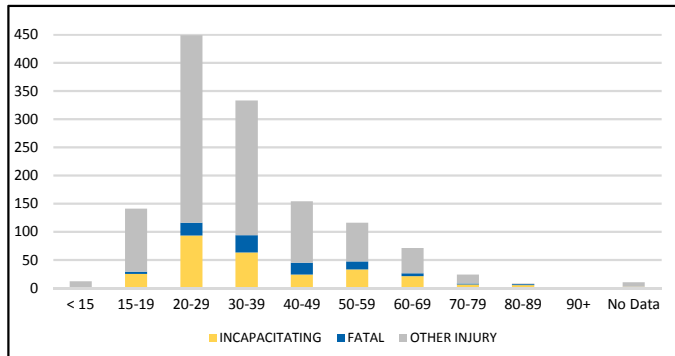
COUNTY



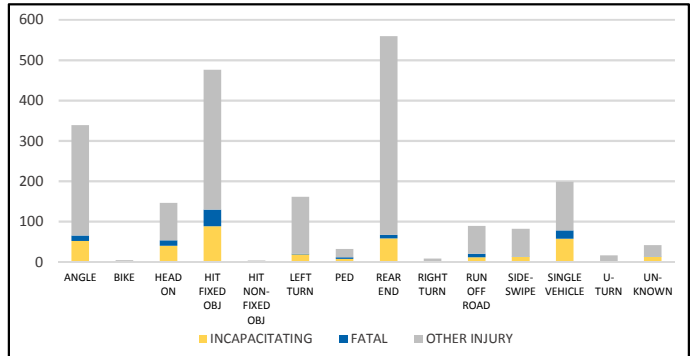
TIME OF DAY



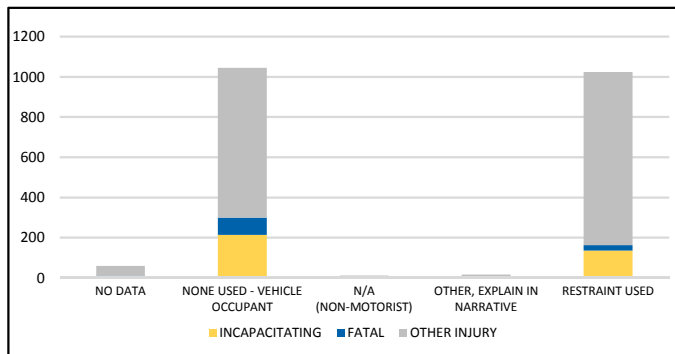
DRIVER 1 AND 2 AGE - NO RESTRAINT ONLY



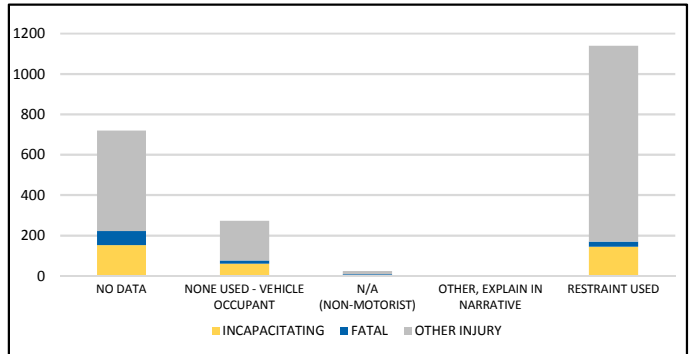
CRASH TYPE



DRIVER 1 RESTRAINT



DRIVER 2 RESTRAINT



NOTE: Incapacitating/Fatal/Other Injury in graphs indicates persons not crashes.

SOURCE: 2017 CARS data (unofficial at time of report)

DATE GENERATED: 8/28/2018