

DISTRICT 2 DISTRICTWIDE

District 2 Community Traffic Safety Program



2017 Motorcycle Crash Data Summary

1,020 Crashes • 53 Fatal • 182 Serious Injury • 346 Non-Incapacitating • 202 Possible Injury • 237 PDO*

**TOTAL
CRASHES**

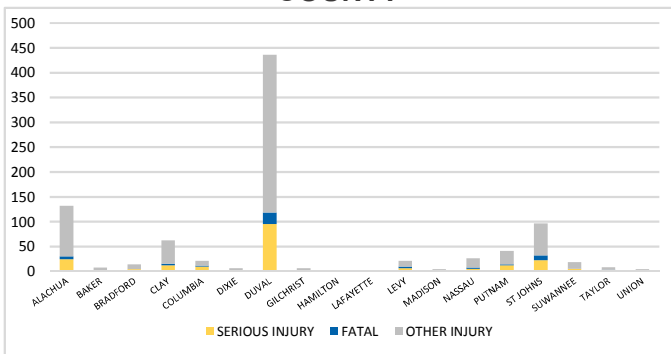
Note: Crash severity is determined from the highest injury type in the crash (i.e. if a crash had both a fatal and a serious it is determined to be a fatal crash).

*PDO - Property Damage Only

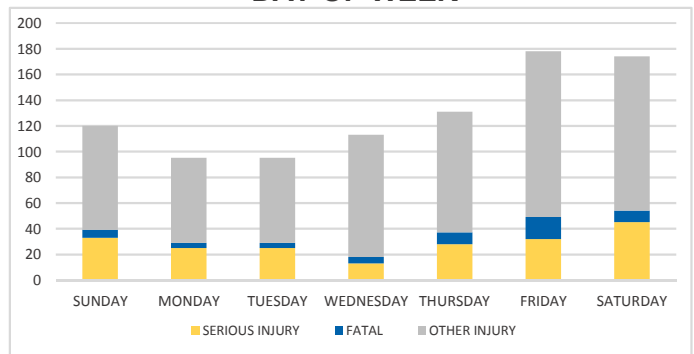
**PEOPLE
INJURED**

54 Fatalities • 201 Serious Injuries • 651 Other Injuries

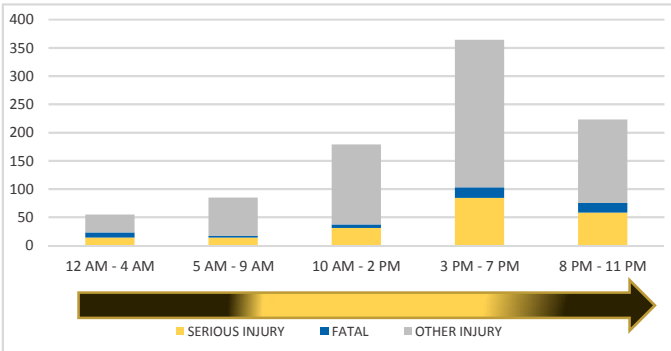
COUNTY



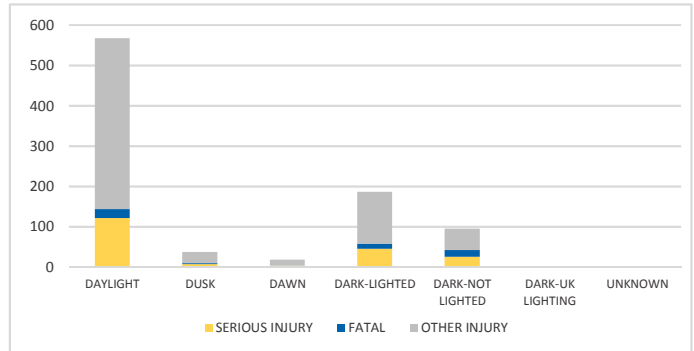
DAY OF WEEK



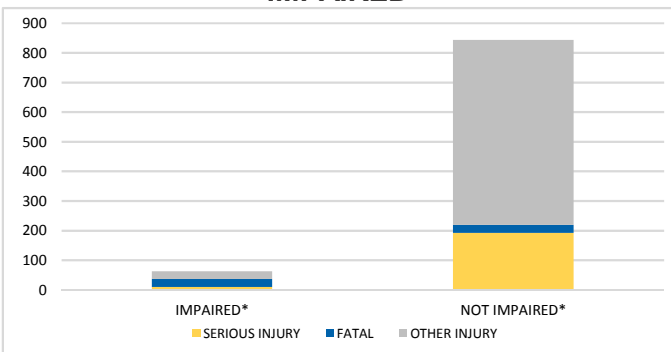
TIME OF DAY



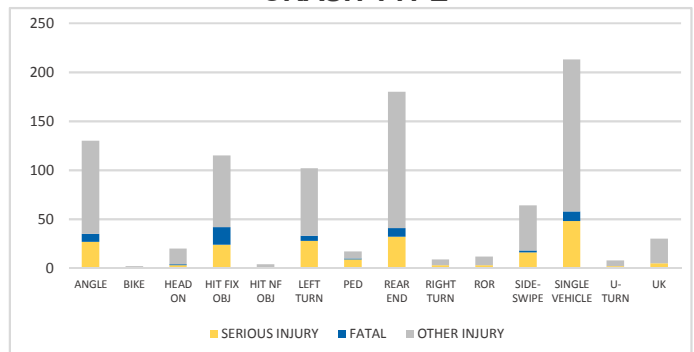
LIGHTING



IMPAIRED



CRASH TYPE



NOTES:

Serious/Fatal/Other Injury in graphs indicates persons not crashes.

SOURCES: 2017 CARS data (unofficial at time of report)