

DISTRICT 2 DISTRICTWIDE

District 2 Community Traffic Safety Program



2017 Intersection Crash Data Summary

10,461 Crashes • 58 Fatal • 319 Incapacitating • 1,386 Non-Incapacitating • 2,429 Possible Injury • 6,269 PDO*

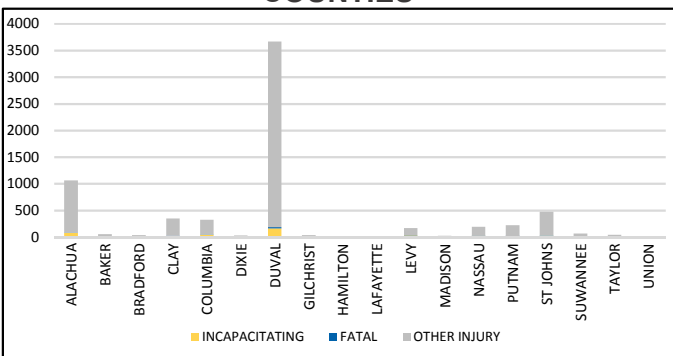
**TOTAL
CRASHES**

Note: Crash severity is determined from the highest injury type in the crash (i.e. if a crash had both a fatal and an incapacitating, it is determined to be a fatal crash).
*PDO - Property Damage Only

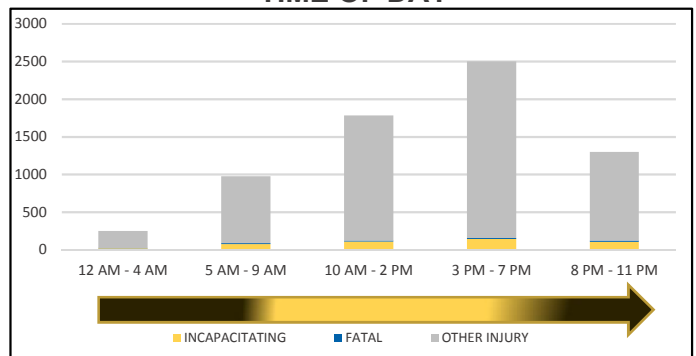
**PEOPLE KILLED
OR INJURED**

63 Fatalities • 447 Incapacitating Injuries • 6,301 Other Injuries

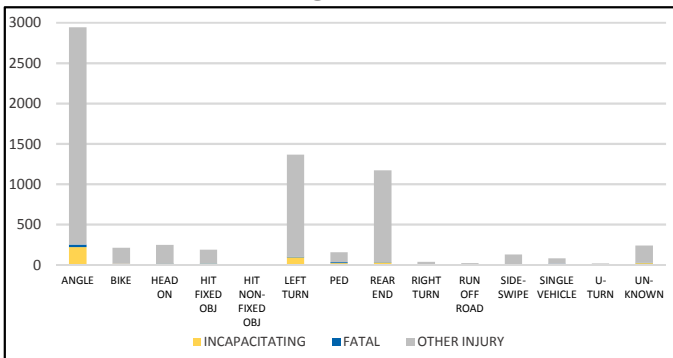
COUNTIES



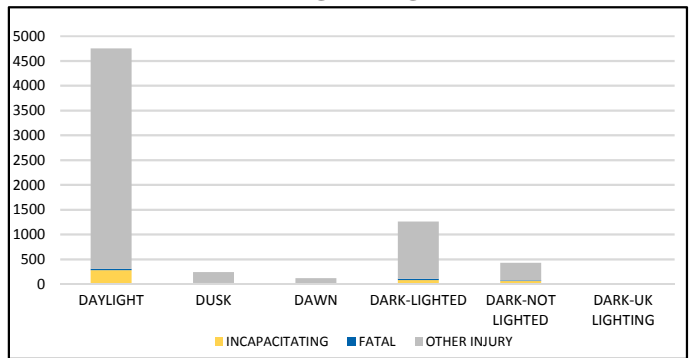
TIME OF DAY



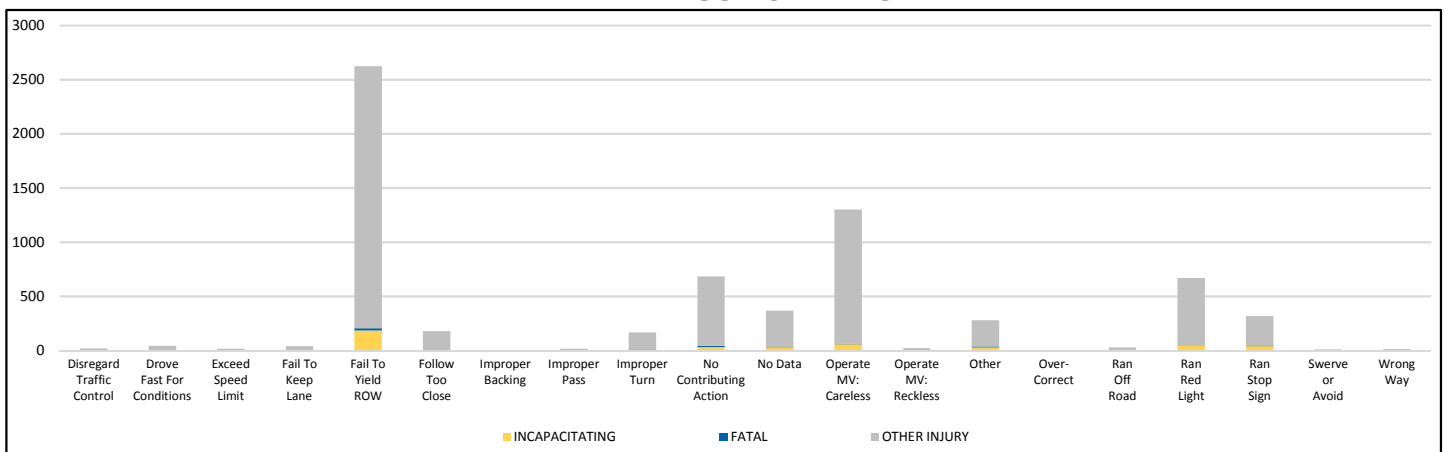
CRASH TYPE



LIGHTING



DRIVER CAUSE OF CRASH



NOTE: Incapacitating/Fatal/Other Injury in graphs indicates persons not crashes.

SOURCE: 2017 CARs data (unofficial at time of report)

DATE GENERATED: 10/4/2018