

BRADFORD COUNTY

District 2 Community Traffic Safety Program



2017 Intersection Crash Data Summary

52 Crashes • 1 Fatal • 3 Incapacitating • 10 Non-Incapacitating • 7 Possible Injury • 31 PDO*

TOTAL CRASHES

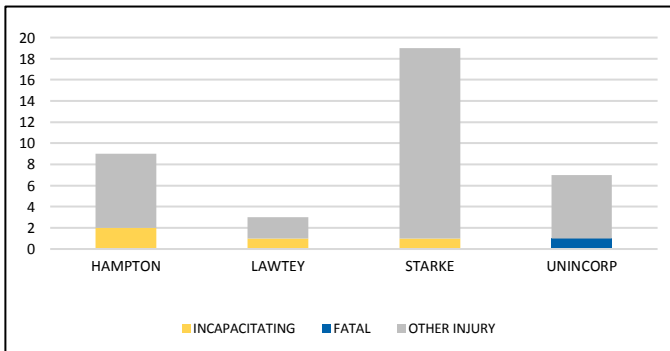
Note: Crash severity is determined from the highest injury type in the crash (i.e. if a crash had both a fatal and an incapacitating, it is determined to be a fatal crash).

*PDO - Property Damage Only

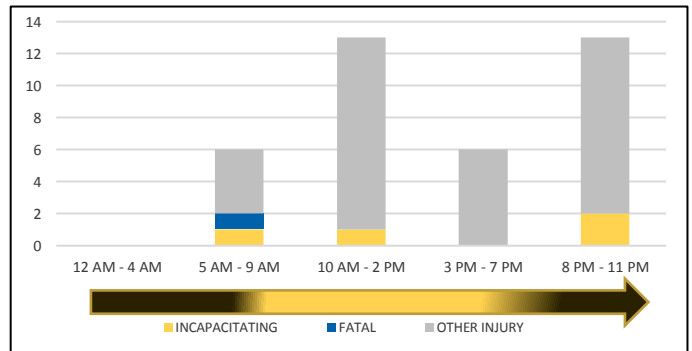
PEOPLE KILLED OR INJURED

1 Fatalities • 4 Incapacitating Injuries • 33 Other Injuries

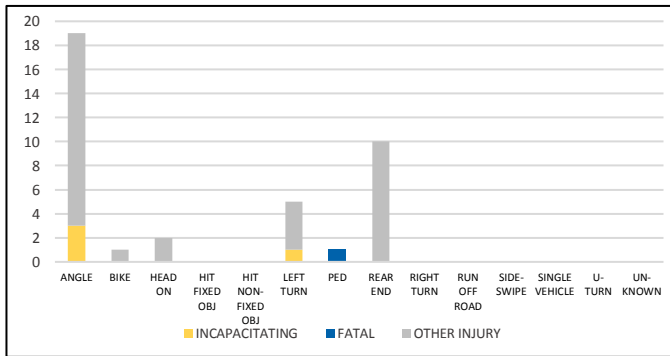
CITY



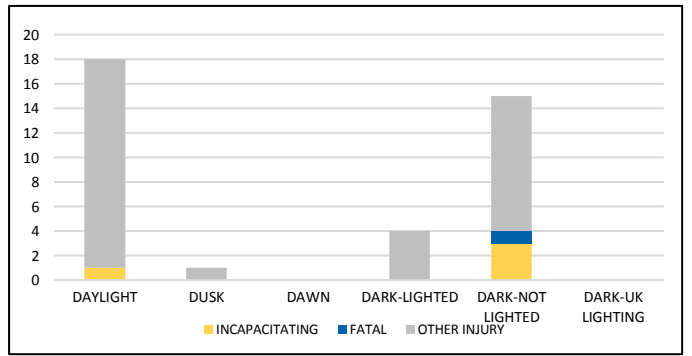
TIME OF DAY



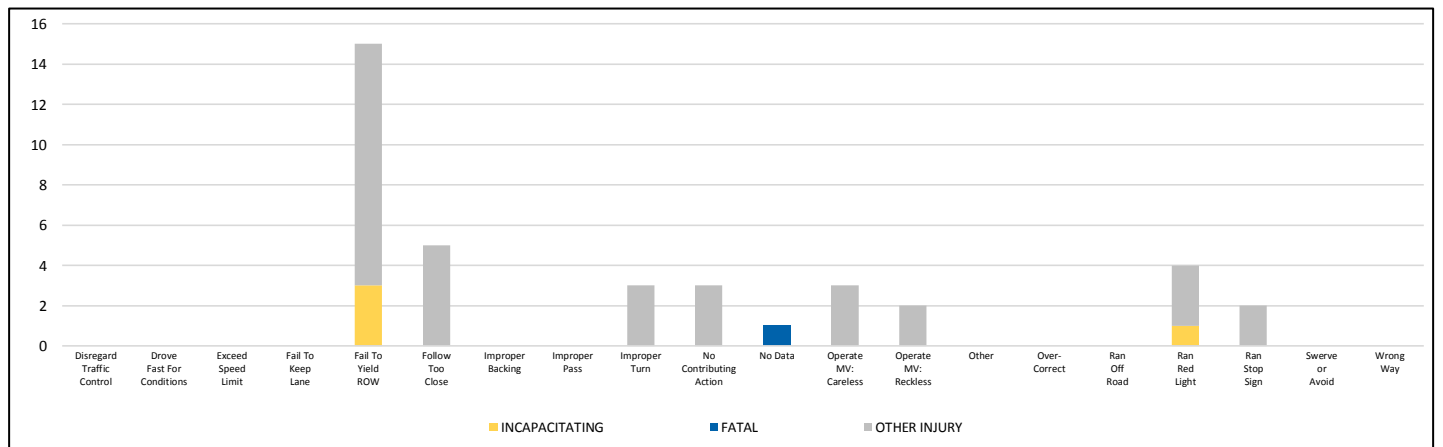
CRASH TYPE



LIGHTING



DRIVER CAUSE OF CRASH



NOTE: Incapacitating/Fatal/Other Injury in graphs indicates persons not crashes.

SOURCE: 2017 CARS data (unofficial at time of report)

DATE GENERATED: 10/11/2018