

# UNION COUNTY

## District 2 Community Traffic Safety Program



### 2017 Lane Departure Crash Data Summary

84 Crashes • 3 Fatal • 3 Incapacitating • 24 Non-Incapacitating • 10 Possible Injury • 44 PDO\*

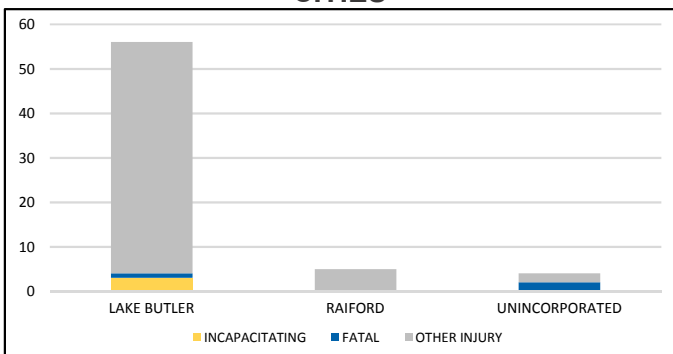
**TOTAL  
CRASHES**

Note: Crash severity is determined from the highest injury type in the crash (i.e. if a crash had both a fatal and an incapacitating, it is determined to be a fatal crash).  
\*PDO - Property Damage Only

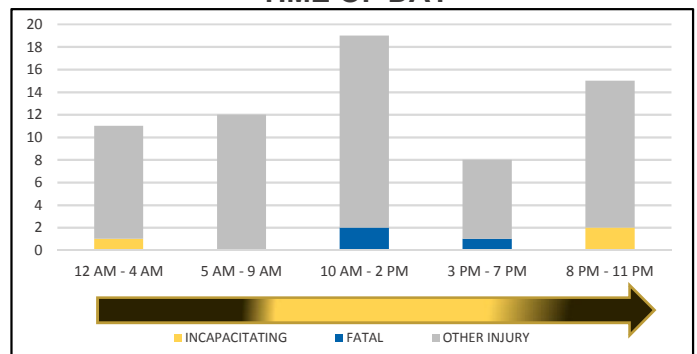
**PEOPLE KILLED  
OR INJURED**

3 Fatalities • 3 Incapacitating Injuries • 59 Other Injuries

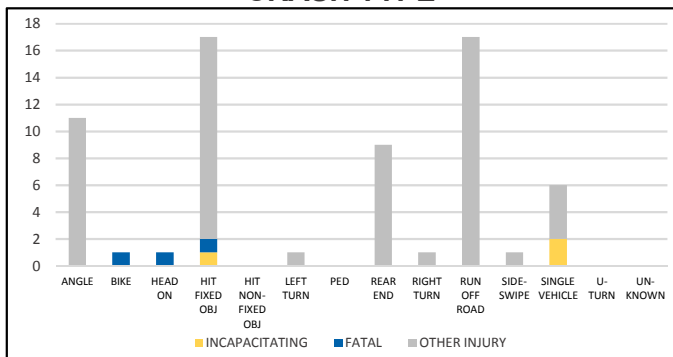
**CITIES**



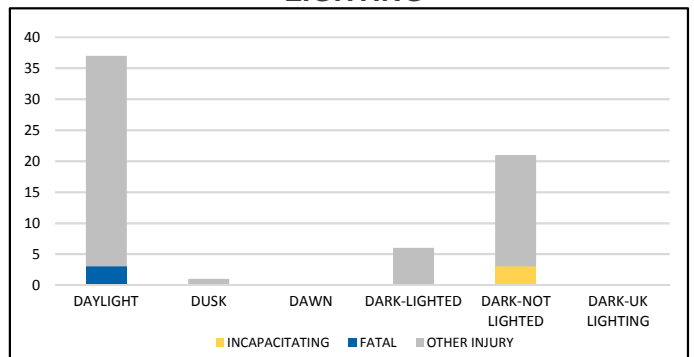
**TIME OF DAY**



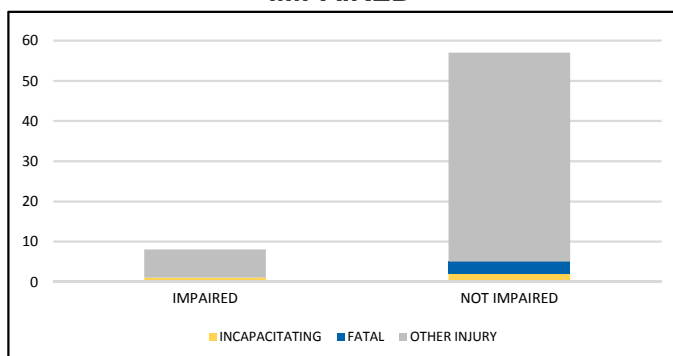
**CRASH TYPE**



**LIGHTING**



**IMPAIRED**



**ROAD CLASSIFICATION**

	2-Lane	Multilane	Total
Interstate/Expressway	0	0	0
Urban	0	0	0
Rural	4	0	4
Undocumented	1	0	1
<b>Total</b>	<b>5</b>	<b>0</b>	<b>5</b>

Note: Fatal and incapacitating injury crashes only.

NOTE: Incapacitating/Fatal/Other Injury in graphs indicates persons not crashes.

SOURCE: 2017 CARS data (unofficial at time of report)

DATE GENERATED: 9/18/2018