

TAYLOR COUNTY

District 2 Community Traffic Safety Program



2017 Lane Departure Crash Data Summary

242 Crashes • 5 Fatal • 18 Incapacitating • 30 Non-Incapacitating • 23 Possible Injury • 166 PDO*

**TOTAL
CRASHES**

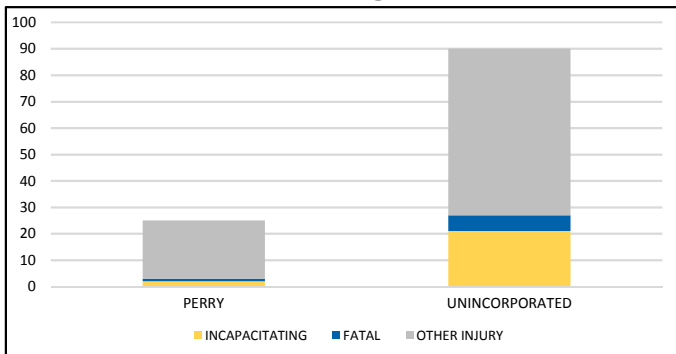
Note: Crash severity is determined from the highest injury type in the crash (i.e. if a crash had both a fatal and an incapacitating, it is determined to be a fatal crash).

*PDO - Property Damage Only

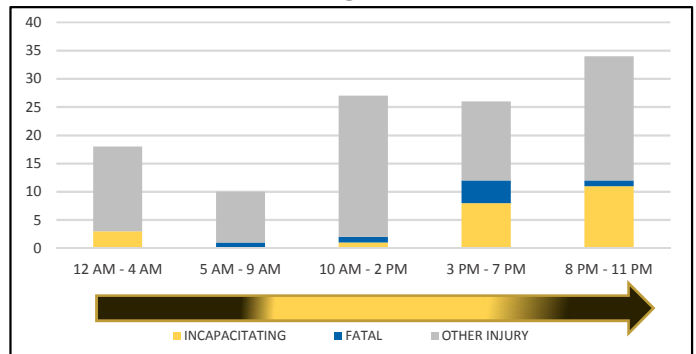
**PEOPLE KILLED
OR INJURED**

7 Fatalities • 23 Incapacitating Injuries • 85 Other Injuries

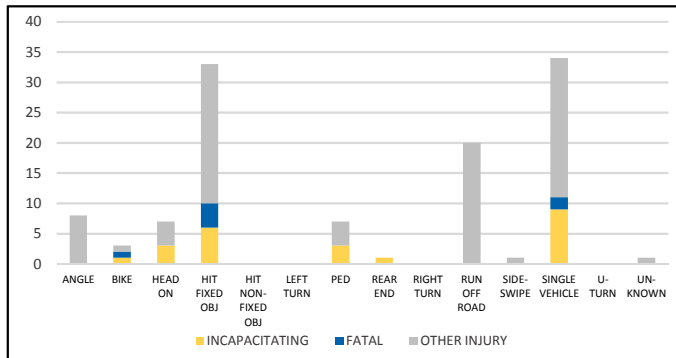
CITIES



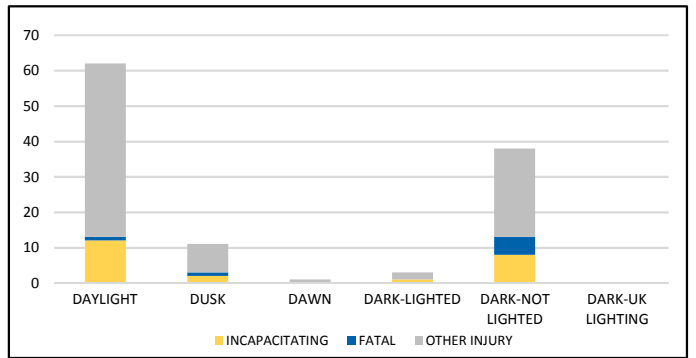
TIME OF DAY



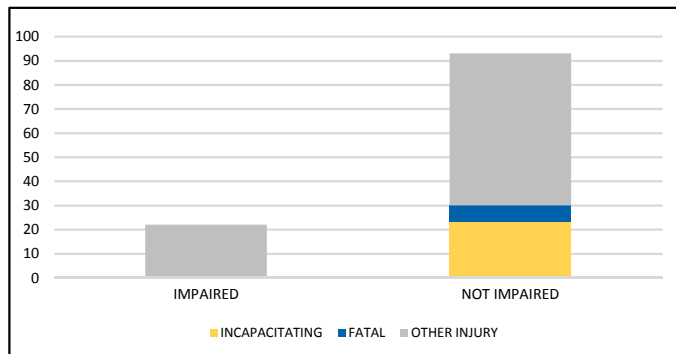
CRASH TYPE



LIGHTING



IMPAIRED



ROAD CLASSIFICATION

	2-Lane	Multilane	Total
Interstate/Expressway	0	0	0
Urban	1	2	3
Rural	3	0	3
Undocumented	14	3	17
Total	18	5	23

Note: Fatal and incapacitating injury crashes only.

NOTE: Incapacitating/Fatal/Other Injury in graphs indicates persons not crashes.

SOURCE: 2017 CARS data (unofficial at time of report)

DATE GENERATED: 9/18/2018