

SUWANNEE COUNTY

District 2 Community Traffic Safety Program



2017 Lane Departure Crash Data Summary

389 Crashes • 13 Fatal • 47 Incapacitating • 47 Non-Incapacitating • 49 Possible Injury • 233 PDO*

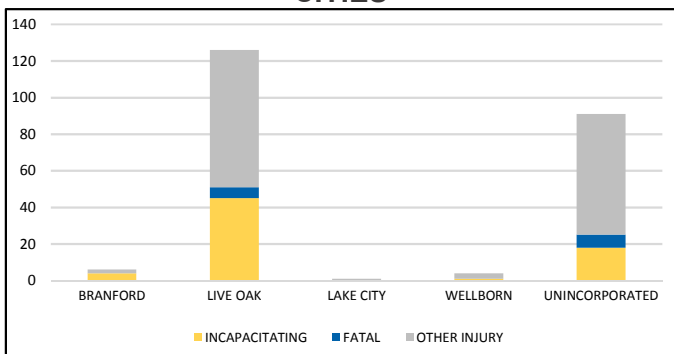
**TOTAL
CRASHES**

Note: Crash severity is determined from the highest injury type in the crash (i.e. if a crash had both a fatal and an incapacitating, it is determined to be a fatal crash).
*PDO - Property Damage Only

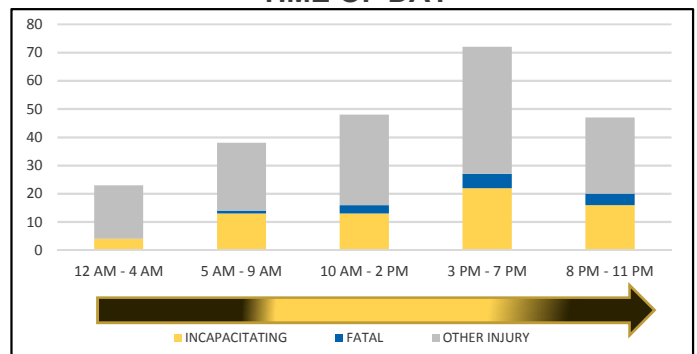
**PEOPLE KILLED
OR INJURED**

13 Fatalities • 68 Incapacitating Injuries • 147 Other Injuries

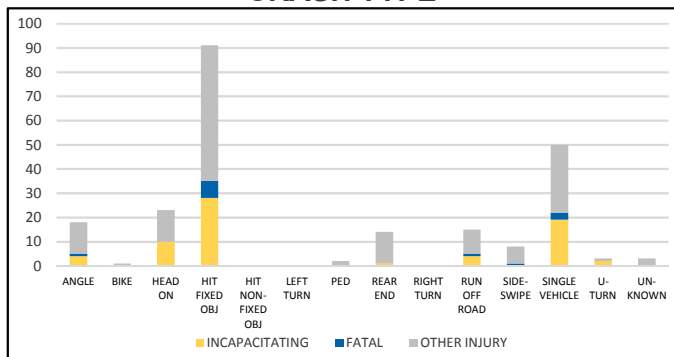
CITIES



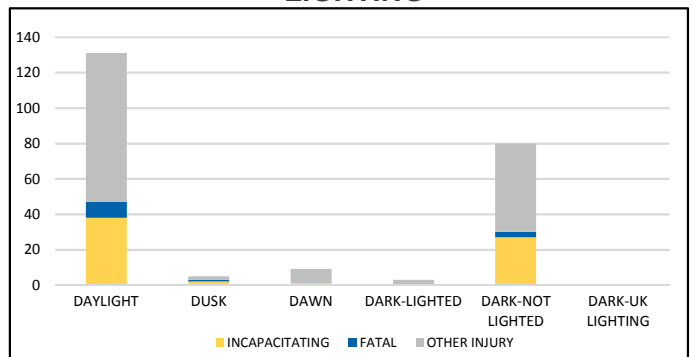
TIME OF DAY



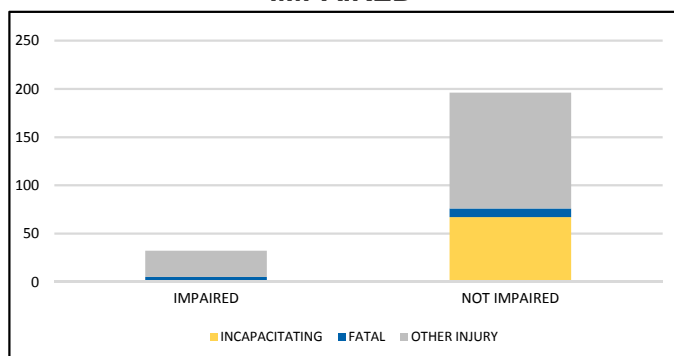
CRASH TYPE



LIGHTING



IMPAIRED



ROAD CLASSIFICATION

	2-Lane	Multilane	Total
Interstate/Expressway	0	13	13
Urban	1	0	1
Rural	17	2	19
Undocumented	28	0	28
Total	46	15	61

Note: Fatal and incapacitating injury crashes only.

NOTE: Incapacitating/Fatal/Other Injury in graphs indicates persons not crashes.

SOURCE: 2017 CARS data (unofficial at time of report)

DATE GENERATED: 9/18/2018