

ST. JOHNS COUNTY

District 2 Community Traffic Safety Program



2017 Lane Departure Crash Data Summary

1,530 Crashes • 22 Fatal • 41 Incapacitating • 198 Non-Incapacitating • 216 Possible Injury • 1,053 PDO*

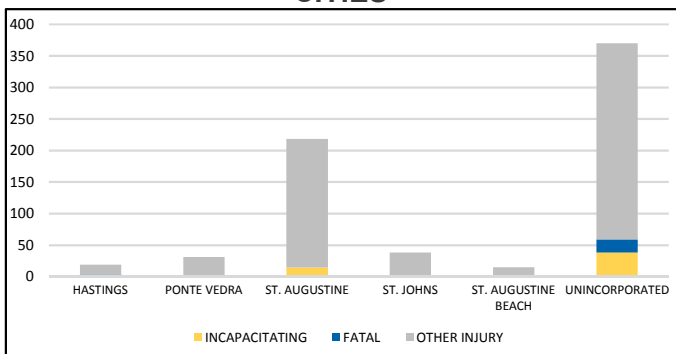
**TOTAL
CRASHES**

Note: Crash severity is determined from the highest injury type in the crash (i.e. if a crash had both a fatal and an incapacitating, it is determined to be a fatal crash).
*PDO - Property Damage Only

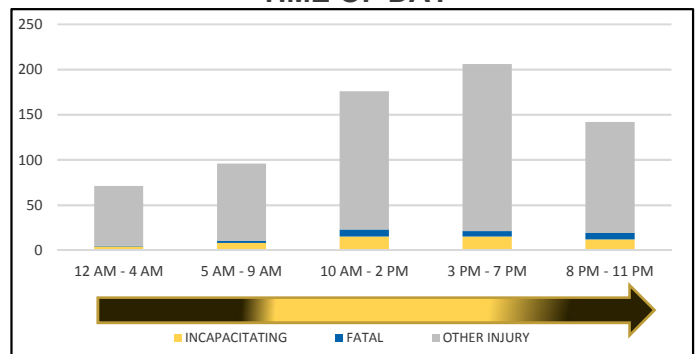
**PEOPLE KILLED
OR INJURED**

24 Fatalities • 54 Incapacitating Injuries • 613 Other Injuries

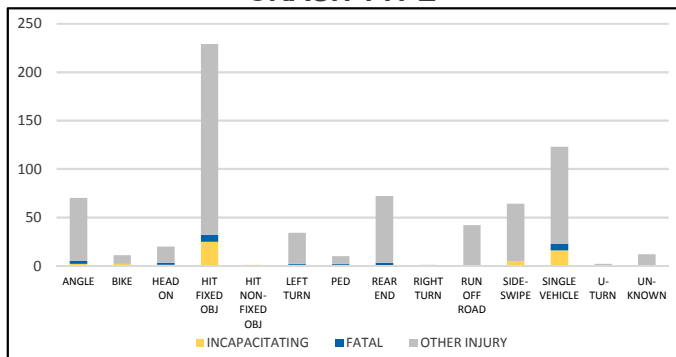
CITIES



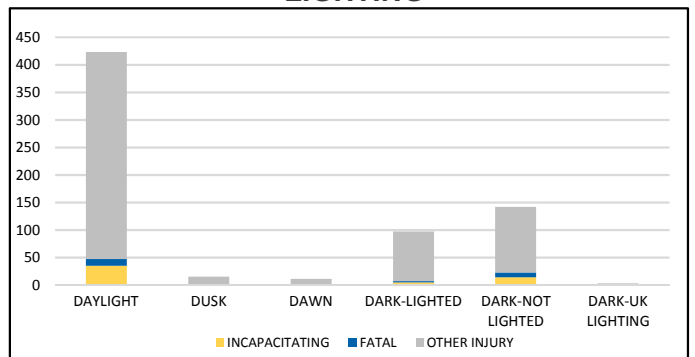
TIME OF DAY



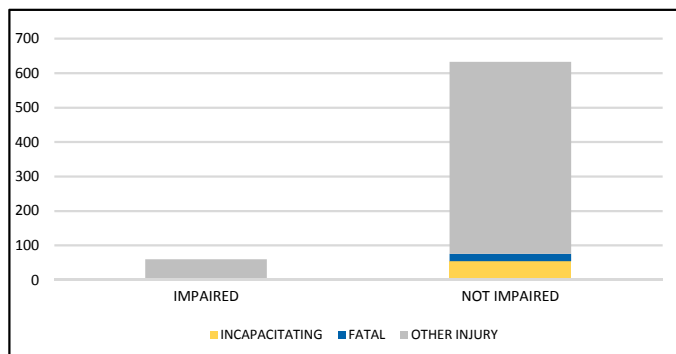
CRASH TYPE



LIGHTING



IMPAIRED



ROAD CLASSIFICATION

	2-Lane	Multilane	Total
Interstate/Expressway	0	24	24
Urban	5	14	19
Rural	5	0	5
Undocumented	9	6	15
Total	19	44	63

Note: Fatal and incapacitating injury crashes only.

NOTE: Incapacitating/Fatal/Other Injury in graphs indicates persons not crashes.

SOURCE: 2017 CARS data (unofficial at time of report)

DATE GENERATED: 9/18/2018