

PUTNAM COUNTY

District 2 Community Traffic Safety Program



2017 Lane Departure Crash Data Summary

680 Crashes • 12 Fatal • 31 Incapacitating • 105 Non-Incapacitating • 88 Possible Injury • 444 PDO*

**TOTAL
CRASHES**

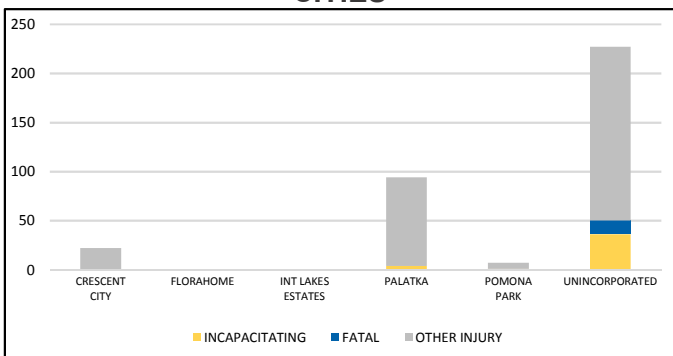
Note: Crash severity is determined from the highest injury type in the crash (i.e. if a crash had both a fatal and an incapacitating, it is determined to be a fatal crash).

*PDO - Property Damage Only

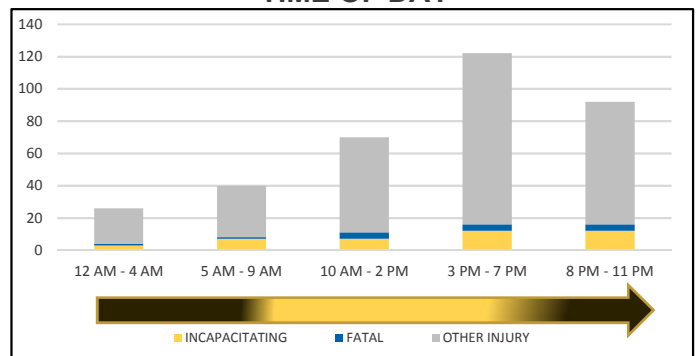
**PEOPLE KILLED
OR INJURED**

14 Fatalities • 41 Incapacitating Injuries • 295 Other Injuries

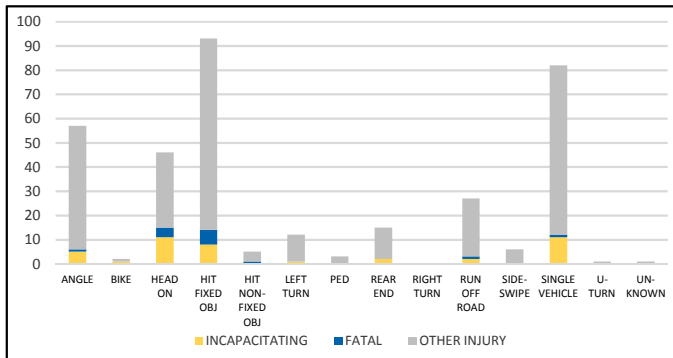
CITIES



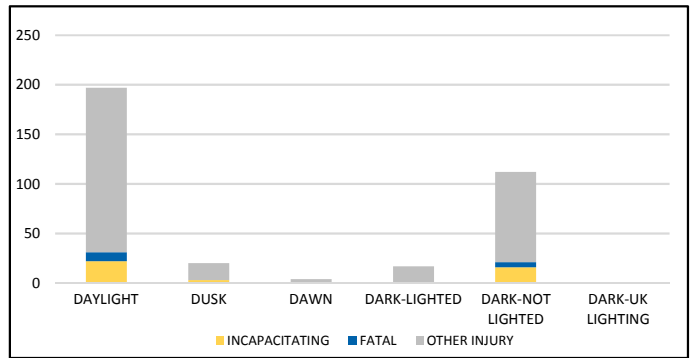
TIME OF DAY



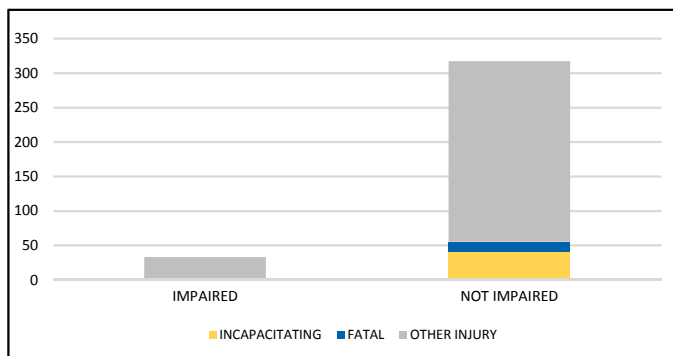
CRASH TYPE



LIGHTING



IMPAIRED



ROAD CLASSIFICATION

	2-Lane	Multilane	Total
Interstate/Expressway	0	0	0
Urban	2	0	2
Rural	13	0	13
Undocumented	25	3	28
Total	40	3	43

Note: Fatal and incapacitating injury crashes only.

NOTE: Incapacitating/Fatal/Other Injury in graphs indicates persons not crashes.

SOURCE: 2017 CARS data (unofficial at time of report)

DATE GENERATED: 9/20/2018