

# NASSAU COUNTY

## District 2 Community Traffic Safety Program



### 2017 Lane Departure Crash Data Summary

**468 Crashes • 8 Fatal • 29 Incapacitating • 94 Non-Incapacitating • 59 Possible Injury • 278 PDO\*** **TOTAL CRASHES**

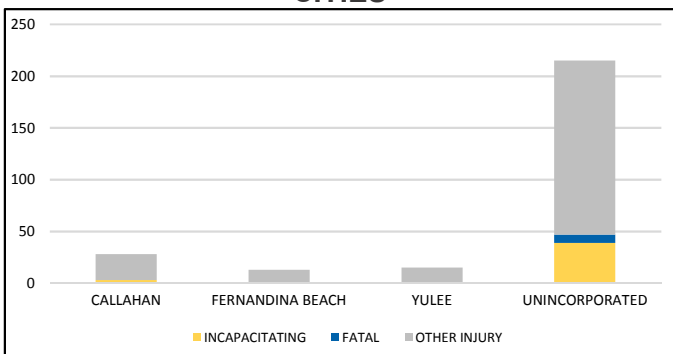
Note: Crash severity is determined from the highest injury type in the crash (i.e. if a crash had both a fatal and an incapacitating, it is determined to be a fatal crash).

\*PDO - Property Damage Only

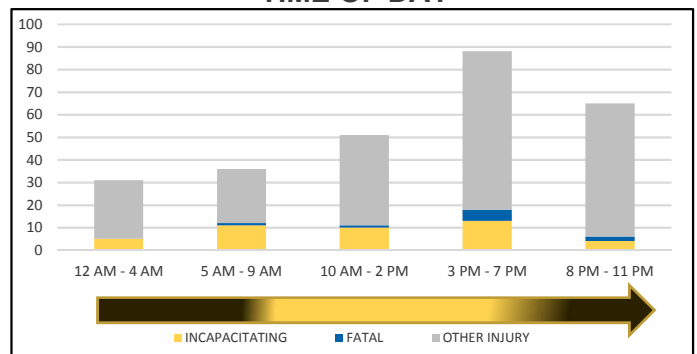
**PEOPLE KILLED OR INJURED**

**9 Fatalities • 43 Incapacitating Injuries • 219 Other Injuries**

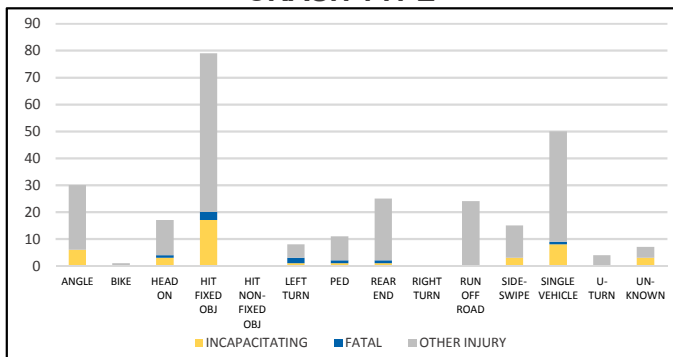
**CITIES**



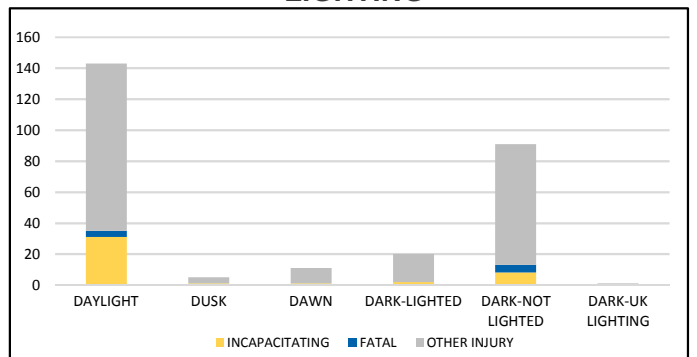
**TIME OF DAY**



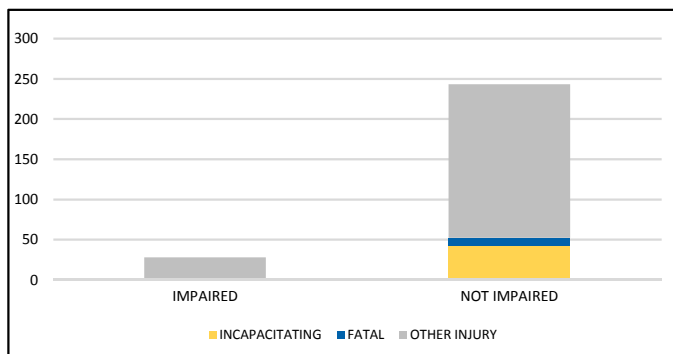
**CRASH TYPE**



**LIGHTING**



**IMPAIRED**



**ROAD CLASSIFICATION**

	2-Lane	Multilane	Total
Interstate/Expressway	0	3	3
Urban	3	9	12
Rural	3	3	6
Undocumented	13	3	16
<b>Total</b>	<b>19</b>	<b>18</b>	<b>37</b>

Note: Fatal and incapacitating injury crashes only.

NOTE: Incapacitating/Fatal/Other Injury in graphs indicates persons not crashes.

SOURCE: 2017 CARS data (unofficial at time of report)

DATE GENERATED: 9/18/2018