

MADISON COUNTY

District 2 Community Traffic Safety Program



2017 Lane Departure Crash Data Summary

250 Crashes • 4 Fatal • 26 Incapacitating • 38 Non-Incapacitating • 24 Possible Injury • 158 PDO*

**TOTAL
CRASHES**

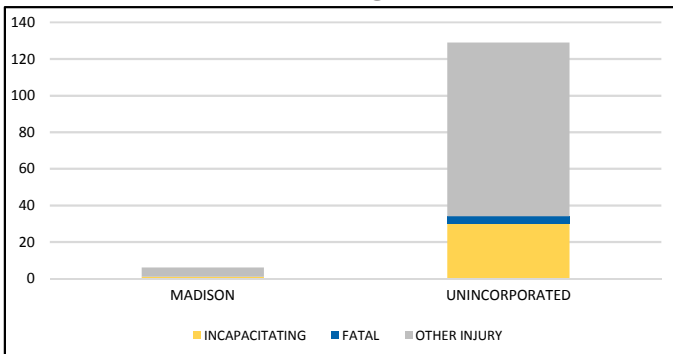
Note: Crash severity is determined from the highest injury type in the crash (i.e. if a crash had both a fatal and an incapacitating, it is determined to be a fatal crash).

*PDO - Property Damage Only

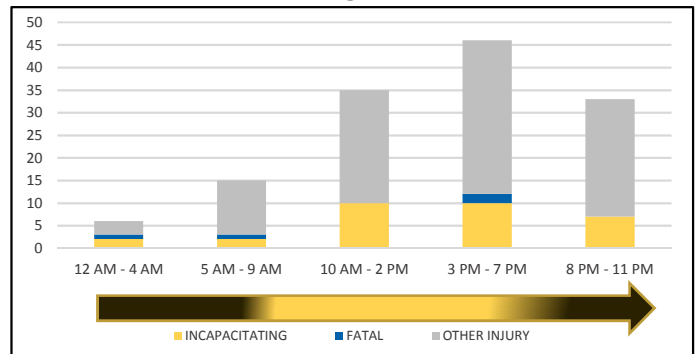
**PEOPLE KILLED
OR INJURED**

4 Fatalities • 31 Incapacitating Injuries • 100 Other Injuries

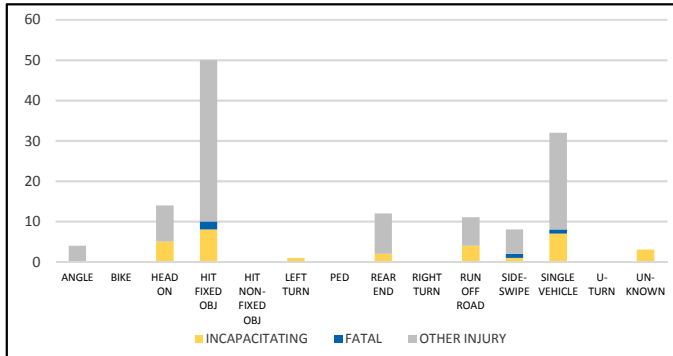
CITIES



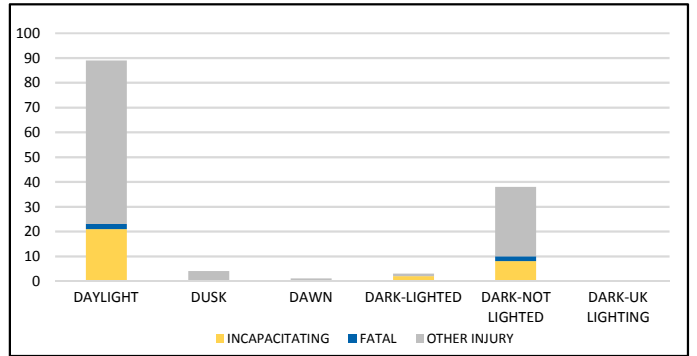
TIME OF DAY



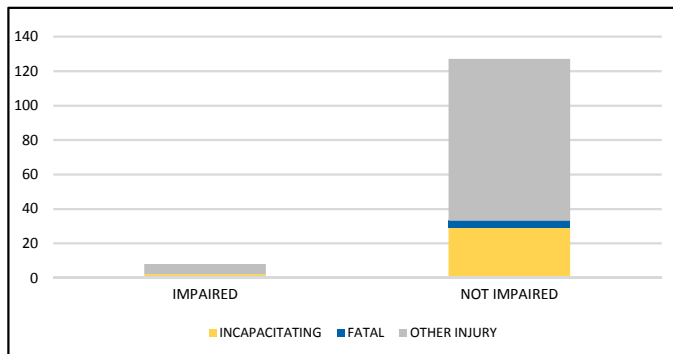
CRASH TYPE



LIGHTING



IMPAIRED



ROAD CLASSIFICATION

	2-Lane	Multilane	Total
Interstate/Expressway	0	13	13
Urban	0	0	0
Rural	8	0	8
Undocumented	8	0	8
Total	16	13	29

Note: Fatal and incapacitating injury crashes only.

NOTE: Incapacitating/Fatal/Other Injury in graphs indicates persons not crashes.

SOURCE: 2017 CARS data (unofficial at time of report)

DATE GENERATED: 9/18/2018