

LAFAYETTE COUNTY

District 2 Community Traffic Safety Program



2017 Lane Departure Crash Data Summary

28 Crashes • 3 Fatal • 4 Incapacitating • 6 Non-Incapacitating • 3 Possible Injury • 12 PDO*

**TOTAL
CRASHES**

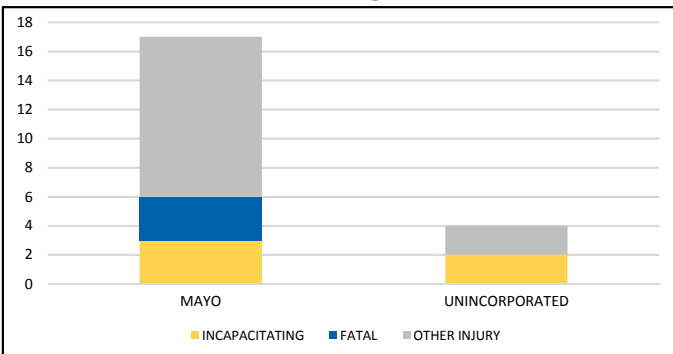
Note: Crash severity is determined from the highest injury type in the crash (i.e. if a crash had both a fatal and an incapacitating, it is determined to be a fatal crash).

*PDO - Property Damage Only

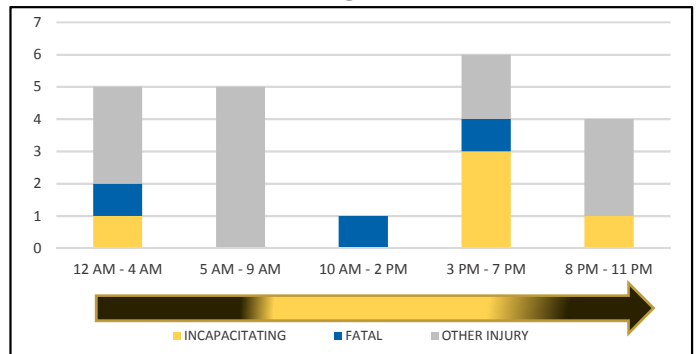
**PEOPLE KILLED
OR INJURED**

3 Fatalities • 5 Incapacitating Injuries • 13 Other Injuries

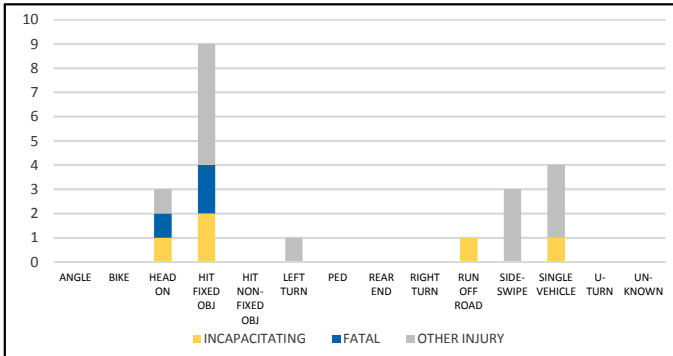
CITIES



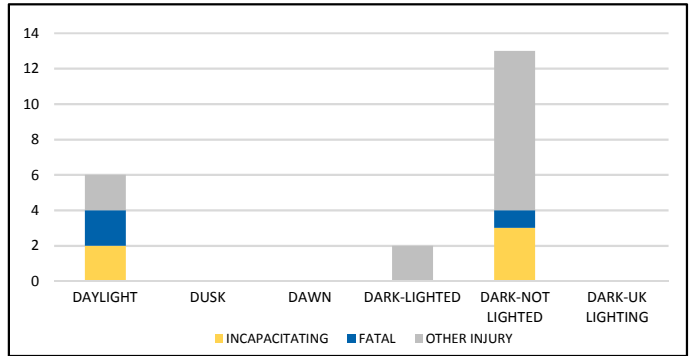
TIME OF DAY



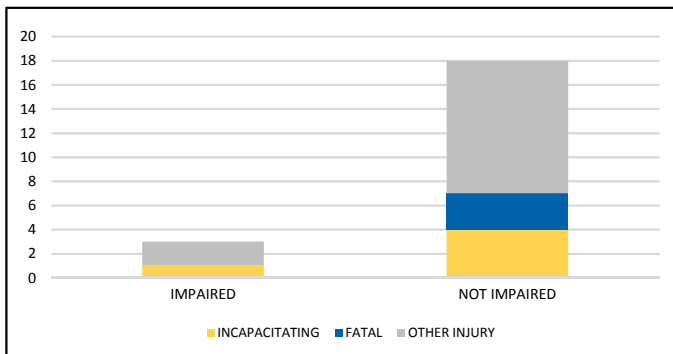
CRASH TYPE



LIGHTING



IMPAIRED



ROAD CLASSIFICATION

	2-Lane	Multilane	Total
Interstate/Expressway	0	0	0
Urban	0	0	0
Rural	2	0	2
Undocumented	5	0	5
Total	7	0	7

Note: Fatal and incapacitating injury crashes only.

NOTE: Incapacitating/Fatal/Other Injury in graphs indicates persons not crashes.

SOURCE: 2017 CARS data (unofficial at time of report)

DATE GENERATED: 9/18/2018