

HAMILTON COUNTY

District 2 Community Traffic Safety Program



2017 Lane Departure Crash Data Summary

206 Crashes • 8 Fatal • 17 Incapacitating • 23 Non-Incapacitating • 24 Possible Injury • 134 PDO*

**TOTAL
CRASHES**

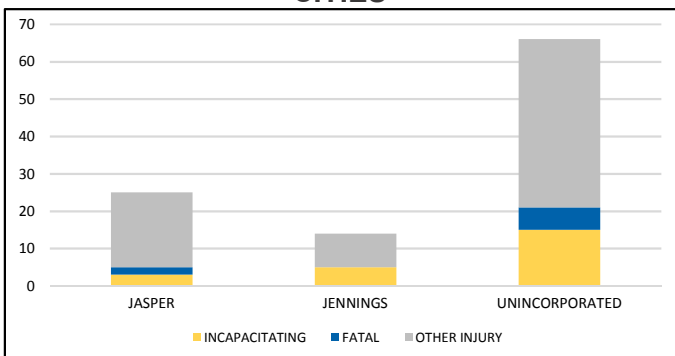
Note: Crash severity is determined from the highest injury type in the crash (i.e. if a crash had both a fatal and an incapacitating, it is determined to be a fatal crash).

*PDO - Property Damage Only

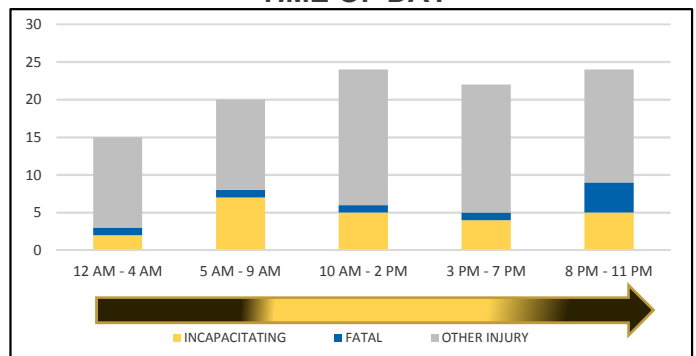
**PEOPLE KILLED
OR INJURED**

8 Fatalities • 23 Incapacitating Injuries • 74 Other Injuries

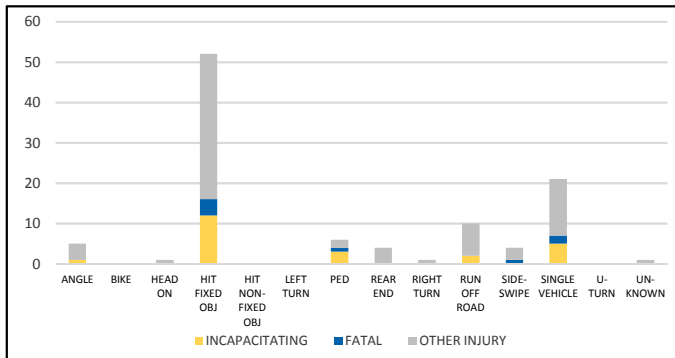
CITIES



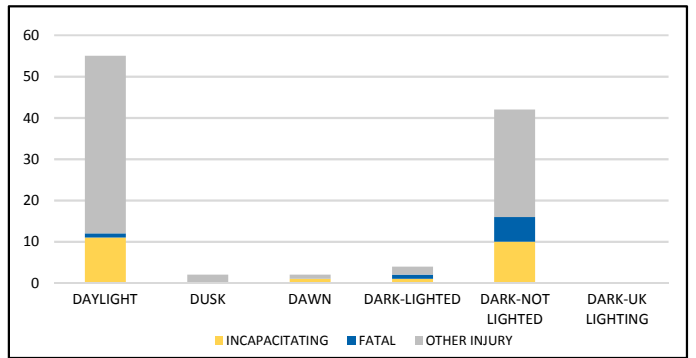
TIME OF DAY



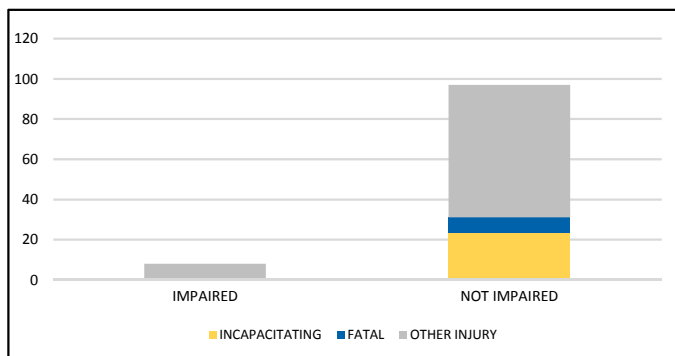
CRASH TYPE



LIGHTING



IMPAIRED



ROAD CLASSIFICATION

	2-Lane	Multilane	Total
Interstate/Expressway	0	10	10
Urban	0	0	0
Rural	6	0	6
Undocumented	9	0	9
Total	15	10	25

Note: Fatal and incapacitating injury crashes only.

NOTE: Incapacitating/Fatal/Other Injury in graphs indicates persons not crashes.

SOURCE: 2017 CARS data (unofficial at time of report)

DATE GENERATED: 9/18/2018