

GILCHRIST COUNTY

District 2 Community Traffic Safety Program



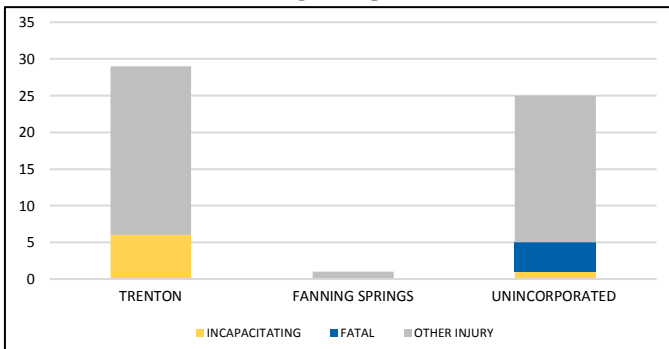
2017 Lane Departure Crash Data Summary

110 Crashes • 4 Fatal • 4 Incapacitating • 14 Non-Incapacitating • 18 Possible Injury • 70 PDO* **TOTAL CRASHES**

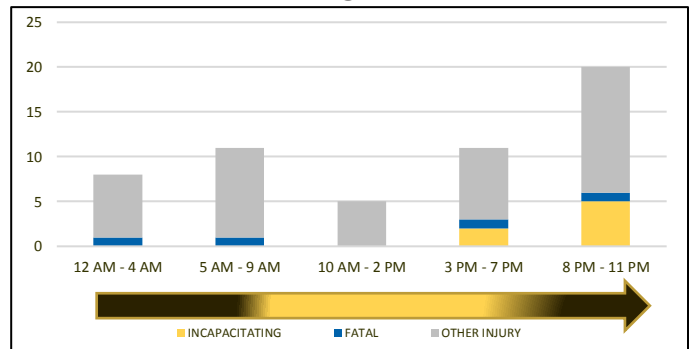
Note: Crash severity is determined from the highest injury type in the crash (i.e. if a crash had both a fatal and an incapacitating, it is determined to be a fatal crash).
 *PDO - Property Damage Only

PEOPLE KILLED OR INJURED **4 Fatalities • 7 Incapacitating Injuries • 44 Other Injuries**

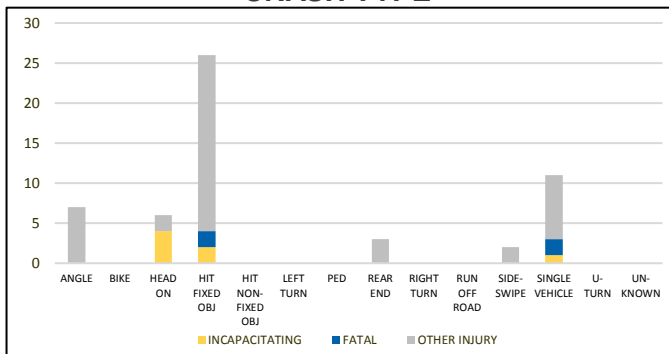
CITIES



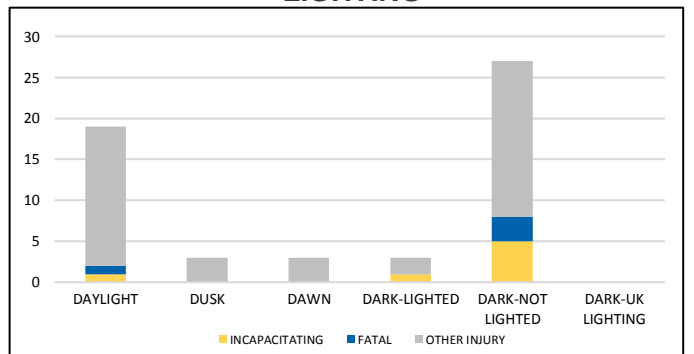
TIME OF DAY



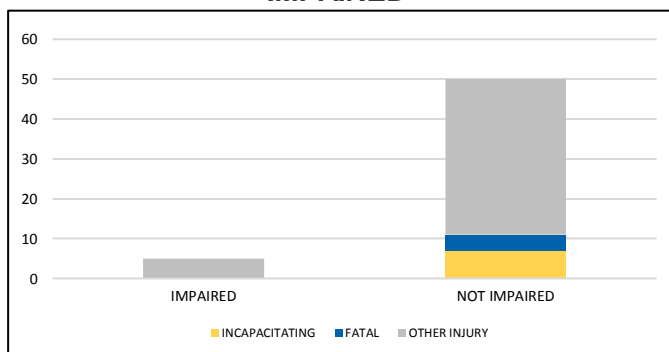
CRASH TYPE



LIGHTING



IMPAIRED



ROAD CLASSIFICATION

	2-Lane	Multilane	Total
Interstate/Expressway	0	0	0
Urban	0	0	0
Rural	3	0	3
Undocumented	5	0	5
Total	8	0	8

Note: Fatal and incapacitating injury crashes only.