

DISTRICT 2 DISTRICTWIDE

District 2 Community Traffic Safety Program



2017 Lane Departure Crash Data Summary

22,065 Crashes • 223 Fatal • 725 Incapacitating • 2,027 Non-Incapacitating • 2,581 Possible Injury • 16,509 PDO*

**TOTAL
CRASHES**

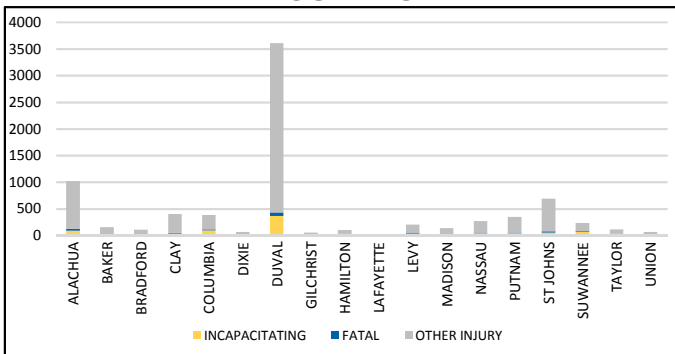
Note: Crash severity is determined from the highest injury type in the crash (i.e. if a crash had both a fatal and an incapacitating, it is determined to be a fatal crash).

*PDO - Property Damage Only

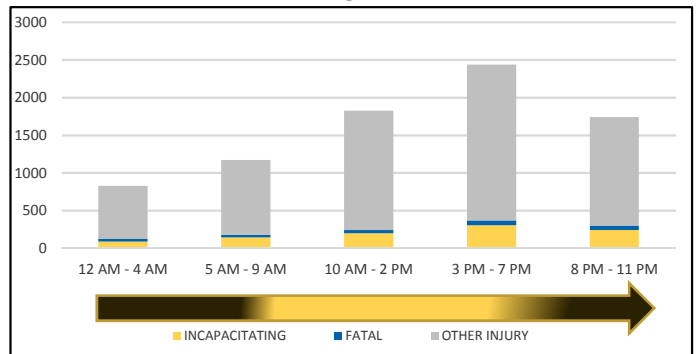
**PEOPLE KILLED
OR INJURED**

242 Fatalities • 972 Incapacitating Injuries • 6,794 Other Injuries

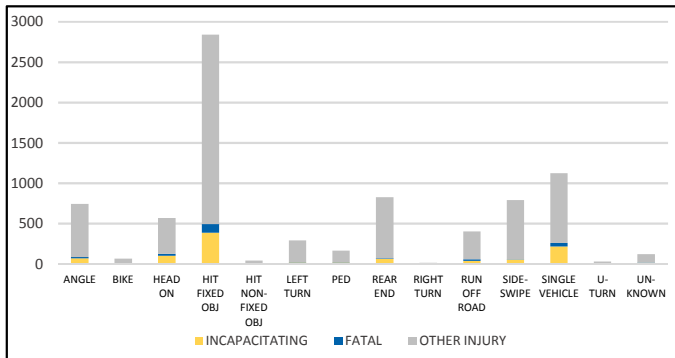
COUNTIES



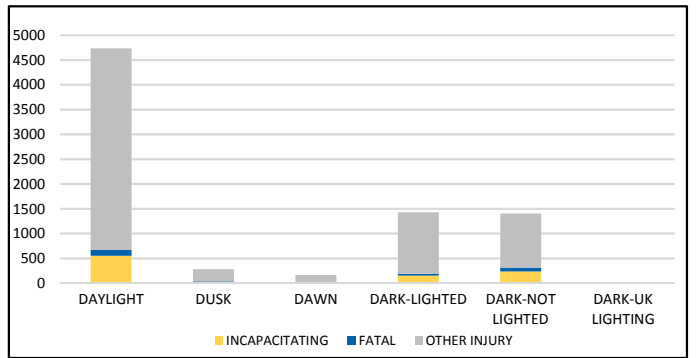
TIME OF DAY



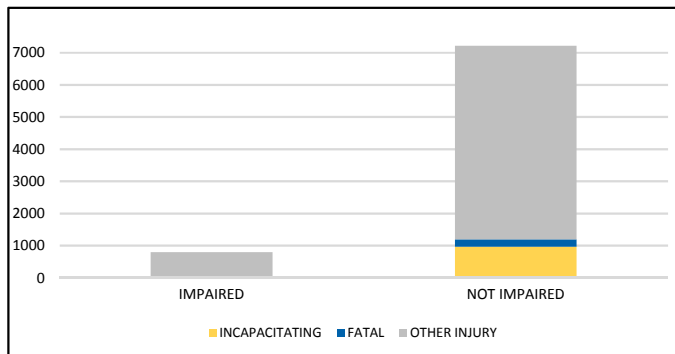
CRASH TYPE



LIGHTING



IMPAIRED



ROAD CLASSIFICATION

	2-Lane	Multilane	Total
Interstate/Expressway	11	240	251
Urban	66	126	192
Rural	123	6	129
Undocumented	294	78	372
Total	494	450	944

Note: Fatal and incapacitating injury crashes only.

NOTE: Incapacitating/Fatal/Other Injury in graphs indicates persons not crashes.

SOURCE: 2017 CARS data (unofficial at time of report)

DATE GENERATED: 9/20/2018