

DUVAL COUNTY

District 2 Community Traffic Safety Program



2017 Lane Departure Crash Data Summary

12,767 Crashes • 65 Fatal • 285 Incapacitating • 851 Non-Incapacitating • 1,389 Possible Injury • 10,177 PDO*

**TOTAL
CRASHES**

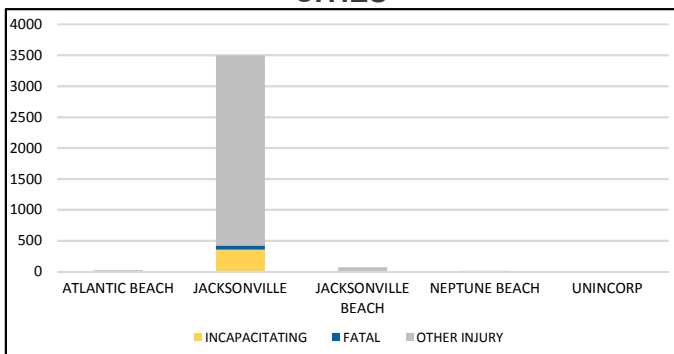
Note: Crash severity is determined from the highest injury type in the crash (i.e. if a crash had both a fatal and an incapacitating, it is determined to be a fatal crash).

*PDO - Property Damage Only

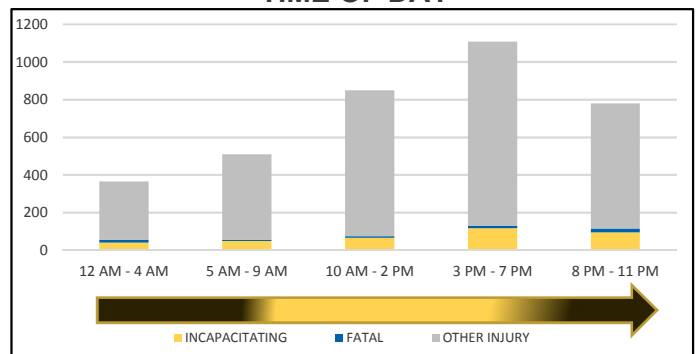
**PEOPLE KILLED
OR INJURED**

68 Fatalities • 365 Incapacitating Injuries • 3,178 Other Injuries

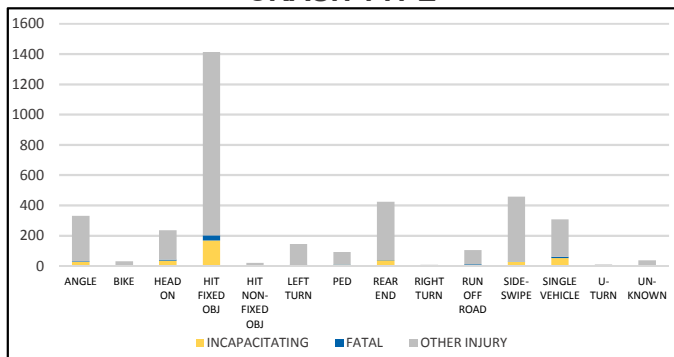
CITIES



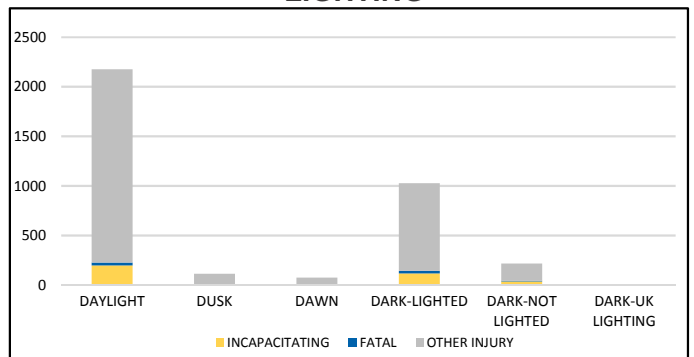
TIME OF DAY



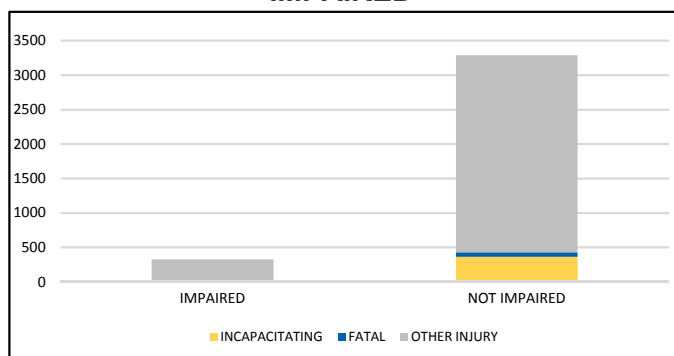
CRASH TYPE



LIGHTING



IMPAIRED



ROAD CLASSIFICATION

	2-Lane	Multilane	Total
Interstate/Expressway	9	133	142
Urban	29	71	100
Rural	5	1	6
Undocumented	69	32	101
Total	112	237	349

Note: Fatal and incapacitating injury crashes only.

NOTE: Incapacitating/Fatal/Other Injury in graphs indicates persons not crashes.

SOURCE: 2017 CARS data (unofficial at time of report)

DATE GENERATED: 9/14/2018