

# DIXIE COUNTY

## District 2 Community Traffic Safety Program



### 2017 Lane Departure Crash Data Summary

114 Crashes • 4 Fatal • 10 Incapacitating • 26 Non-Incapacitating • 10 Possible Injury • 64 PDO\*

TOTAL  
CRASHES

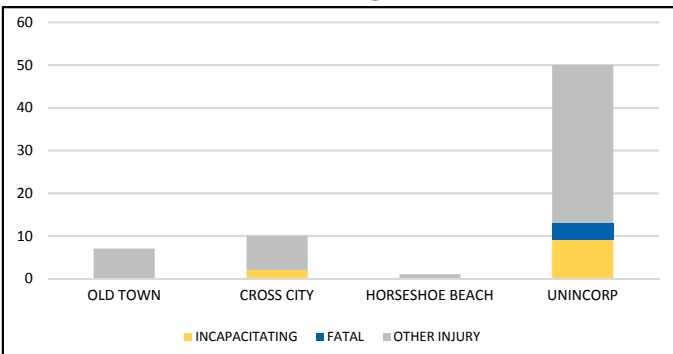
Note: Crash severity is determined from the highest injury type in the crash (i.e. if a crash had both a fatal and an incapacitating, it is determined to be a fatal crash).

\*PDO - Property Damage Only

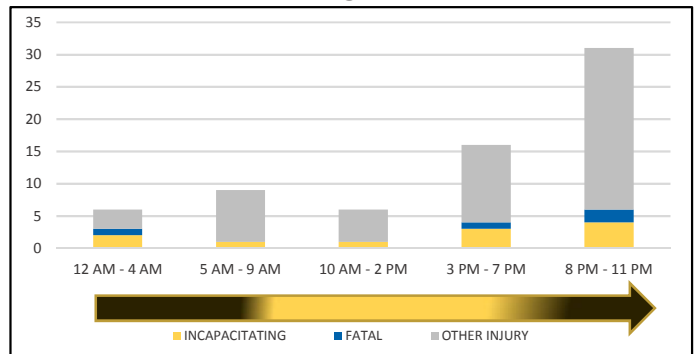
PEOPLE KILLED  
OR INJURED

4 Fatalities • 11 Incapacitating Injuries • 53 Other Injuries

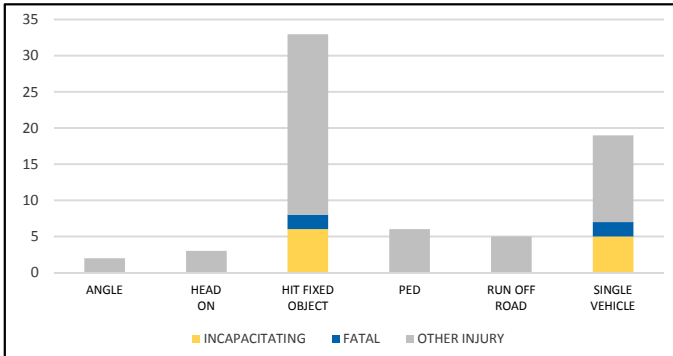
CITIES



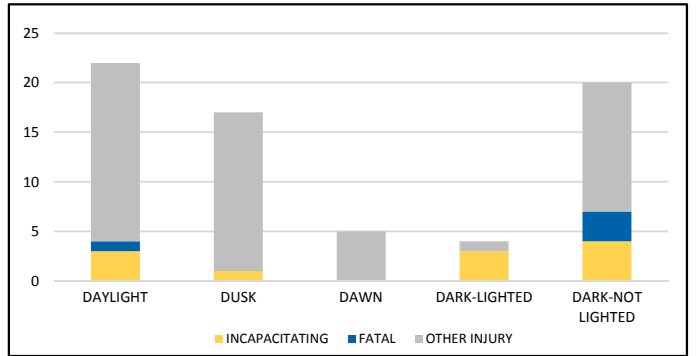
TIME OF DAY



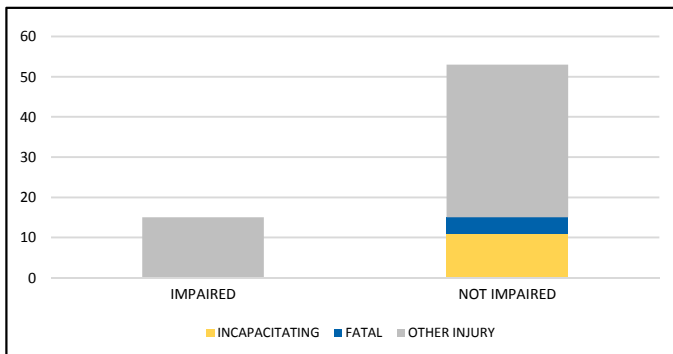
CRASH TYPE



LIGHTING



IMPAIRED



ROAD CLASSIFICATION

	2-Lane	Multilane	Total
Interstate/Expressway	0	0	0
Urban	0	0	0
Rural	5	0	5
Undocumented	9	0	9
<b>Total</b>	<b>14</b>	<b>0</b>	<b>14</b>

Note: Fatal and incapacitating injury crashes only.

NOTE: Incapacitating/Fatal/Other Injury in graphs indicates persons not crashes.

SOURCE: 2017 CARS data (unofficial at time of report)

DATE GENERATED: 9/14/2018