

# COLUMBIA COUNTY

## District 2 Community Traffic Safety Program



### 2017 Lane Departure Crash Data Summary

788 Crashes • 13 Fatal • 67 Incapacitating • 59 Non-Incapacitating • 109 Possible Injury • 540 PDO\*

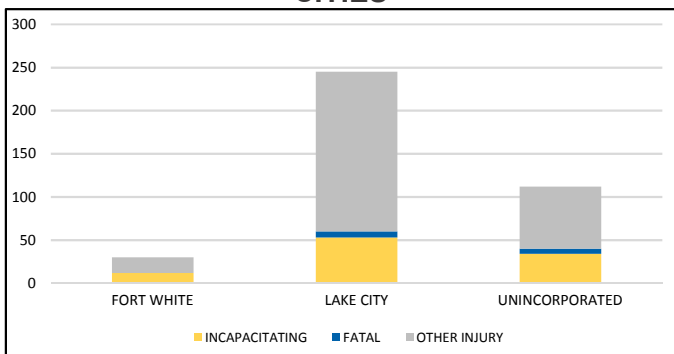
**TOTAL  
CRASHES**

Note: Crash severity is determined from the highest injury type in the crash (i.e. if a crash had both a fatal and an incapacitating, it is determined to be a fatal crash).  
\*PDO - Property Damage Only

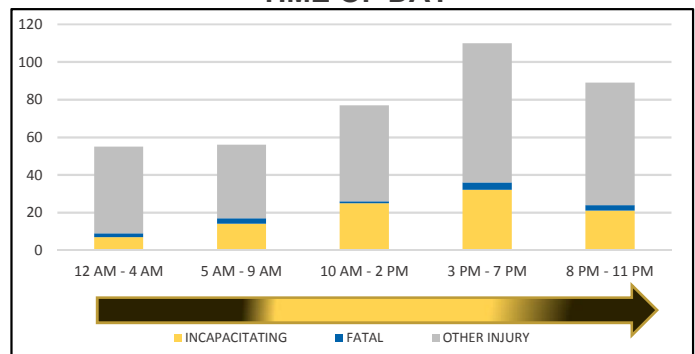
**PEOPLE KILLED  
OR INJURED**

13 Fatalities • 99 Incapacitating Injuries • 275 Other Injuries

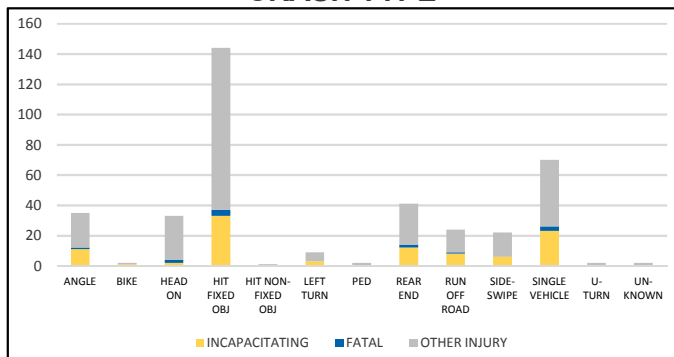
**CITIES**



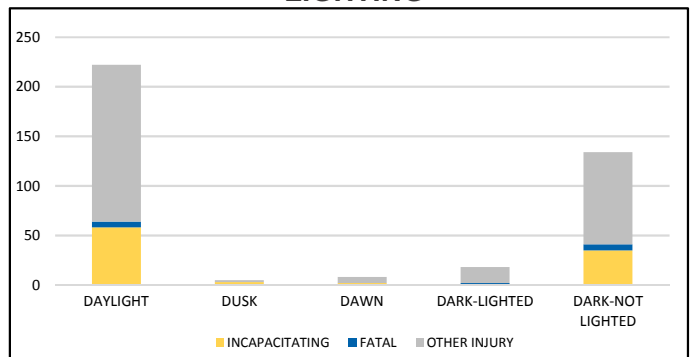
**TIME OF DAY**



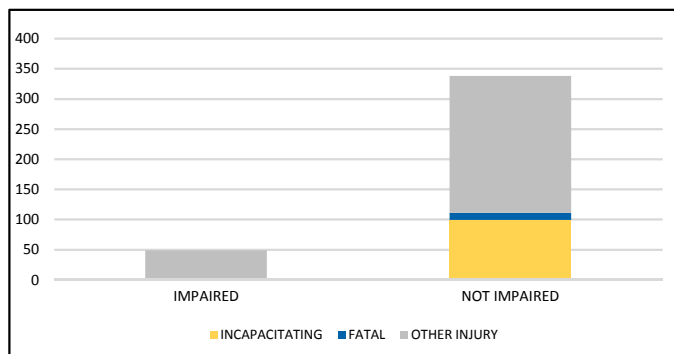
**CRASH TYPE**



**LIGHTING**



**IMPAIRED**



**ROAD CLASSIFICATION**

	2-Lane	Multilane	Total
Interstate/Expressway	0	21	21
Urban	2	7	9
Rural	16	0	16
Undocumented	32	1	33
<b>Total</b>	<b>50</b>	<b>29</b>	<b>79</b>

Note: Fatal and incapacitating injury crashes only.