

# ALACHUA COUNTY

## District 2 Community Traffic Safety Program



### 2017 Lane Departure Crash Data Summary

2,716 Crashes • 28 Fatal • 68 Incapacitating • 258 Non-Incapacitating • 321 Possible Injury • 2,041 PDO\*

**TOTAL  
CRASHES**

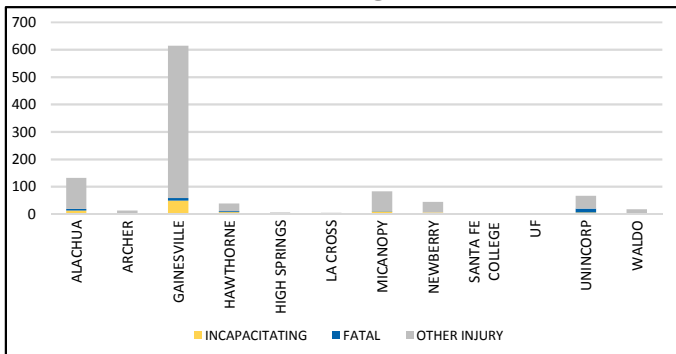
Note: Crash severity is determined from the highest injury type in the crash (i.e. if a crash had both a fatal and an incapacitating, it is determined to be a fatal crash).

\*PDO - Property Damage Only

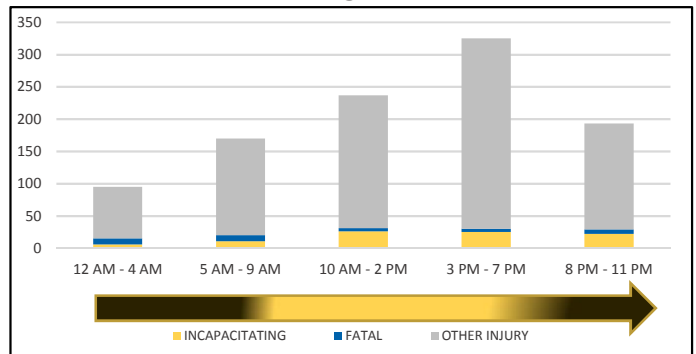
**PEOPLE KILLED  
OR INJURED**

35 Fatalities • 90 Incapacitating Injuries • 895 Other Injuries

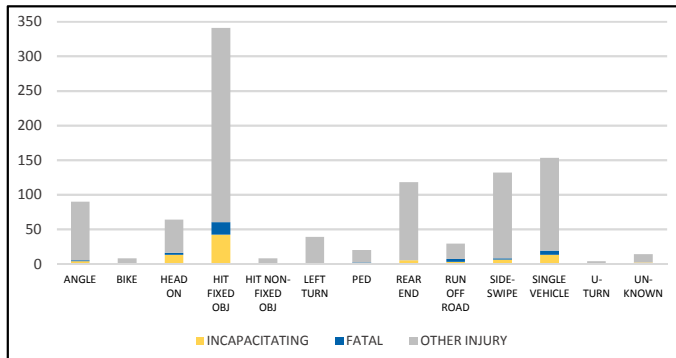
**CITIES**



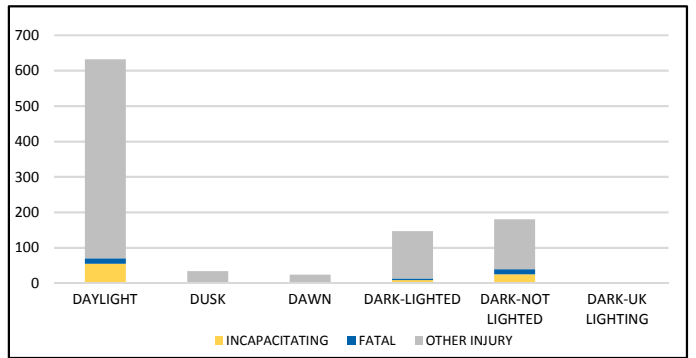
**TIME OF DAY**



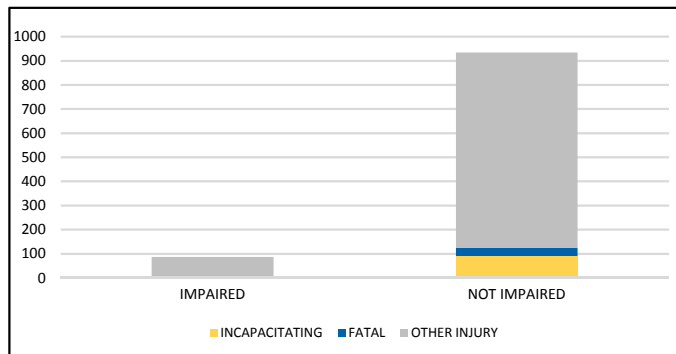
**CRASH TYPE**



**LIGHTING**



**IMPAIRED**



**ROAD CLASSIFICATION**

	2-Lane	Multilane	Total
Interstate/Expressway	1	17	18
Urban	13	18	31
Rural	9	0	9
Undocumented	25	13	38
<b>Total</b>	<b>48</b>	<b>48</b>	<b>96</b>

Note: Fatal and incapacitating injury crashes only.

NOTE: Incapacitating/Fatal/Other Injury in graphs indicates persons not crashes.

SOURCE: 2017 CARS data (unofficial at time of report)

DATE GENERATED: 9/14/2018