

UNION COUNTY

District 2 Community Traffic Safety Program



2017 Occupant Protection (No Restraint) Crash Data Summary

24 Crashes • 2 Fatal • 3 Incapacitating • 7 Non-Incapacitating • 4 Possible Injury • 8 PDO* **TOTAL CRASHES**

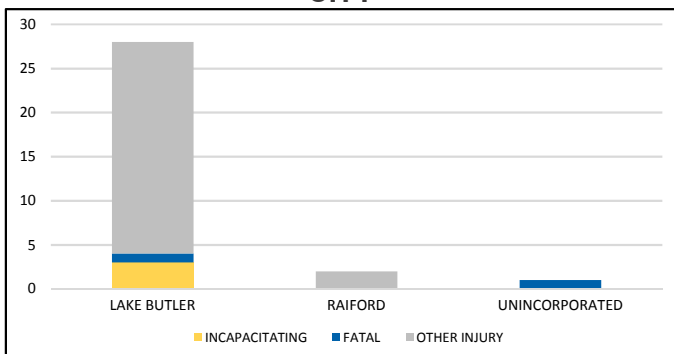
Note: Crash severity is determined from the highest injury type in the crash (i.e. if a crash had both a fatal and an incapacitating, it is determined to be a fatal crash).

*PDO - Property Damage Only

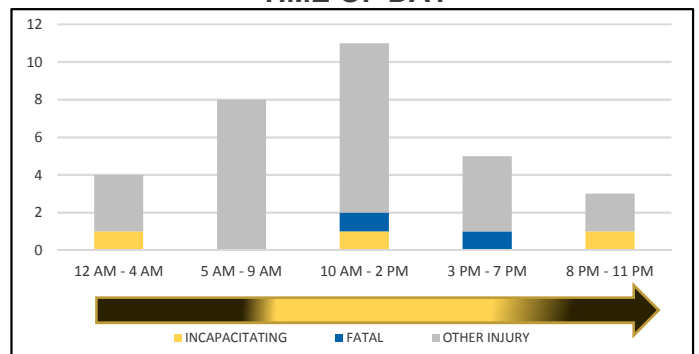
PEOPLE KILLED OR INJURED

2 Fatalities • 3 Incapacitating Injuries • 26 Other Injuries

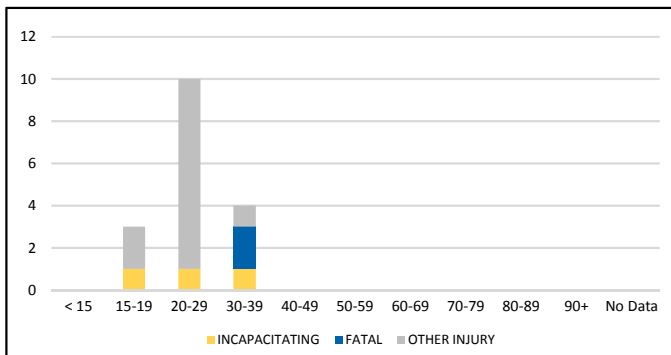
CITY



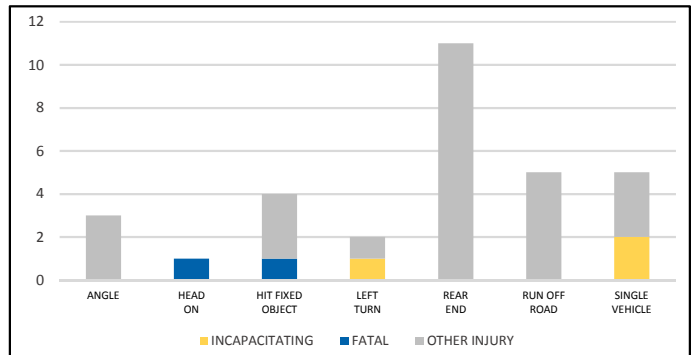
TIME OF DAY



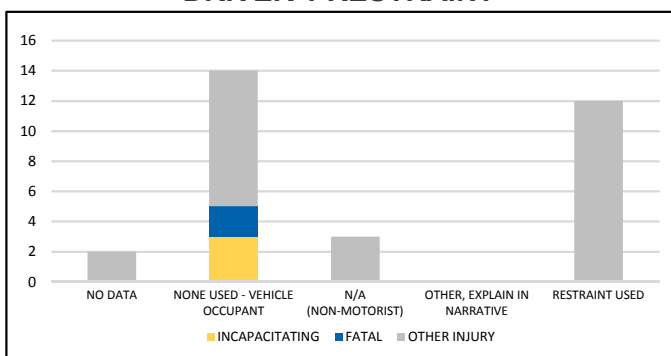
DRIVER 1 AND 2 AGE - NO RESTRAINT ONLY



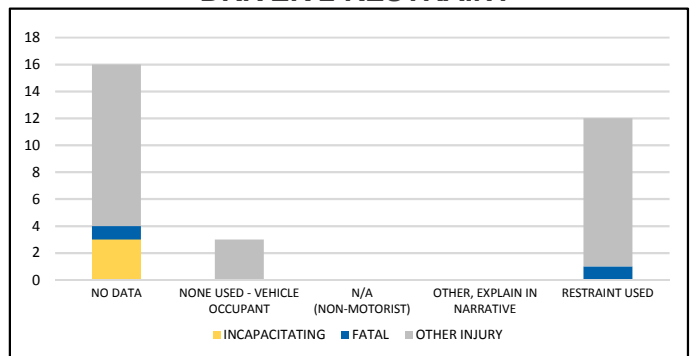
CRASH TYPE



DRIVER 1 RESTRAINT



DRIVER 2 RESTRAINT



NOTE: Incapacitating/Fatal/Other Injury in graphs indicates persons not crashes.

SOURCE: 2017 CARS data (unofficial at time of report)

DATE GENERATED: 8/28/2018