

# TAYLOR COUNTY

## District 2 Community Traffic Safety Program



### 2017 Work Zone Crash Data Summary

6 Crashes • 0 Fatal • 0 Incapacitating • 0 Non-Incapacitating • 0 Possible Injury • 6 PDO\*

TOTAL  
CRASHES

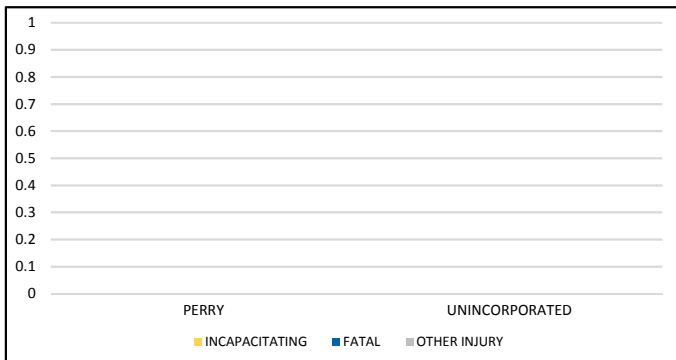
Note: Crash severity is determined from the highest injury type in the crash (i.e. if a crash had both a fatal and an incapacitating, it is determined to be a fatal crash).

\*PDO - Property Damage Only

PEOPLE KILLED  
OR INJURED

0 Fatalities • 0 Incapacitating Injuries • 0 Other Injuries

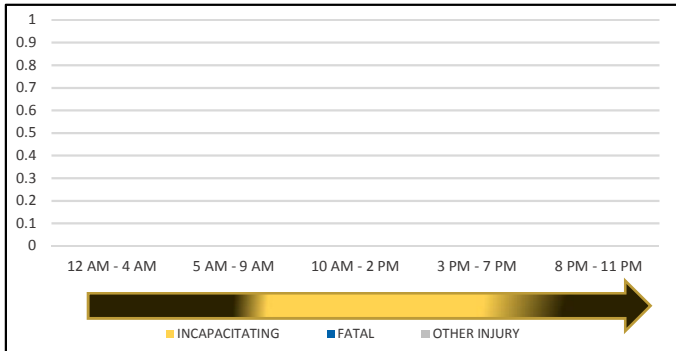
#### CITY



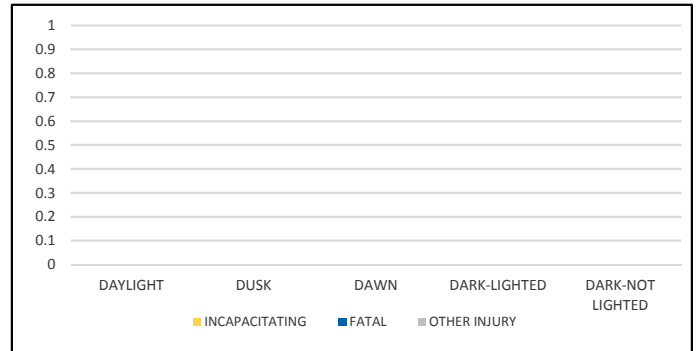
#### COMMERCIAL MOTOR VEHICLE (CMV) CRASHES VS TOTAL CRASHES

	CMV	ALL	% CMV
FATAL	0	0	0%
INCAPACITATING	0	0	0%
NON-INCAPACITATING	0	0	0%
POSSIBLE	0	0	0%
PROPERTY DAMAGE	3	6	50%
TOTAL	3	6	50%

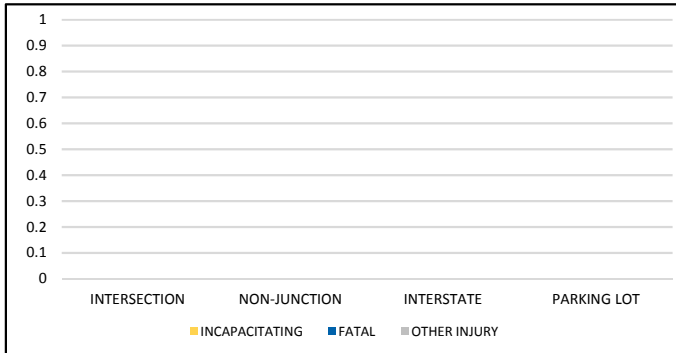
#### TIME OF DAY



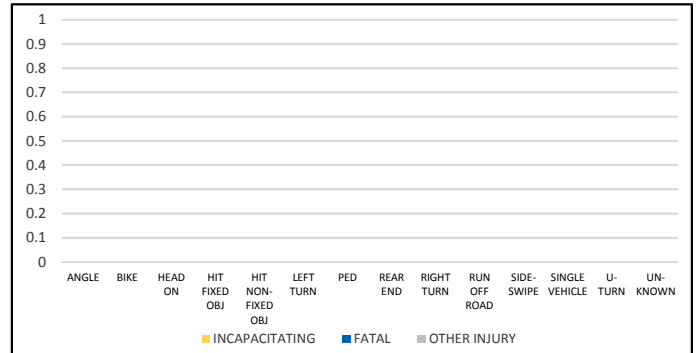
#### LIGHTING



#### LOCATION ON ROADWAY



#### CRASH TYPE



NOTE: Incapacitating/Fatal/Other Injury in graphs indicates persons not crashes.

SOURCE: 2017 CARS data (unofficial at time of report)

DATE GENERATED: 7/25/2018