

SUWANNEE COUNTY

District 2 Community Traffic Safety Program



2017 Work Zone Crash Data Summary

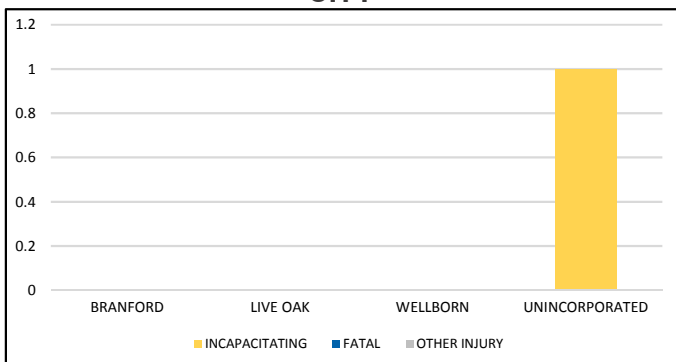
4 Crashes • 0 Fatal • 1 Incapacitating • 0 Non-Incapacitating • 0 Possible Injury • 3 PDO*
TOTAL CRASHES

Note: Crash severity is determined from the highest injury type in the crash (i.e. if a crash had both a fatal and an incapacitating, it is determined to be a fatal crash).

*PDO - Property Damage Only

PEOPLE KILLED OR INJURED
0 Fatalities • 1 Incapacitating Injury • 0 Other Injuries

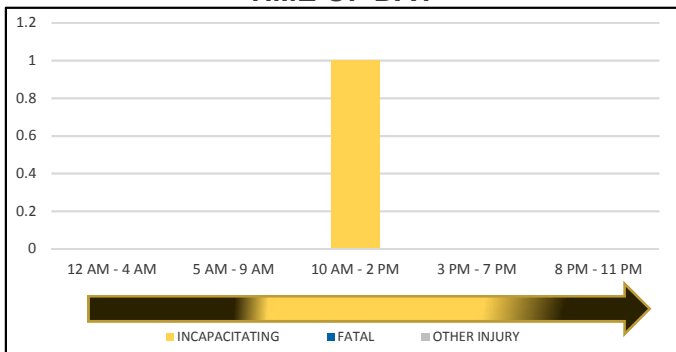
CITY



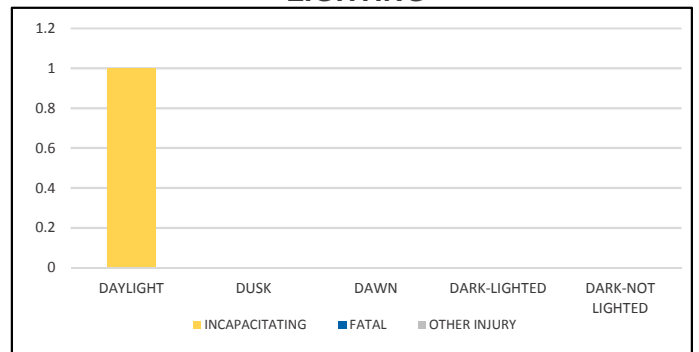
COMMERCIAL MOTOR VEHICLE (CMV) CRASHES VS TOTAL CRASHES

	CMV	ALL	% CMV
FATAL	0	0	#DIV/0!
INCAPACITATING	0	1	0%
NON-INCAPACITATING	0	0	#DIV/0!
POSSIBLE	0	0	#DIV/0!
PROPERTY DAMAGE	1	3	33%
TOTAL	1	4	25%

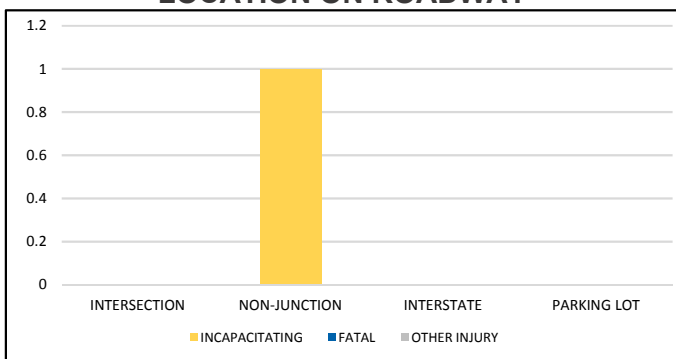
TIME OF DAY



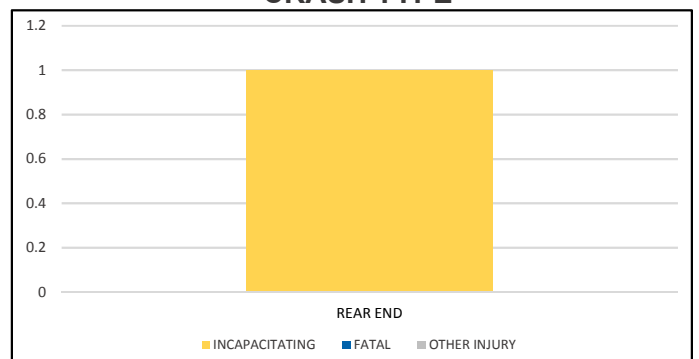
LIGHTING



LOCATION ON ROADWAY



CRASH TYPE



NOTE: Incapacitating/Fatal/Other Injury in graphs indicates persons not crashes.

SOURCE: 2017 CARS data (unofficial at time of report)

DATE GENERATED: 7/25/2018