

# ST JOHNS COUNTY

## District 2 Community Traffic Safety Program



### 2017 Occupant Protection (No Restraint) Crash Data Summary

119 Crashes • 7 Fatal • 9 Incapacitating • 36 Non-Incapacitating • 23 Possible Injury • 44 PDO\*

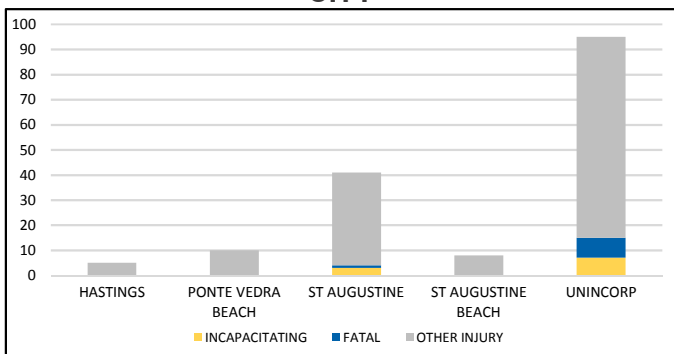
TOTAL  
CRASHES

Note: Crash severity is determined from the highest injury type in the crash (i.e. if a crash had both a fatal and an incapacitating, it is determined to be a fatal crash).  
\*PDO - Property Damage Only

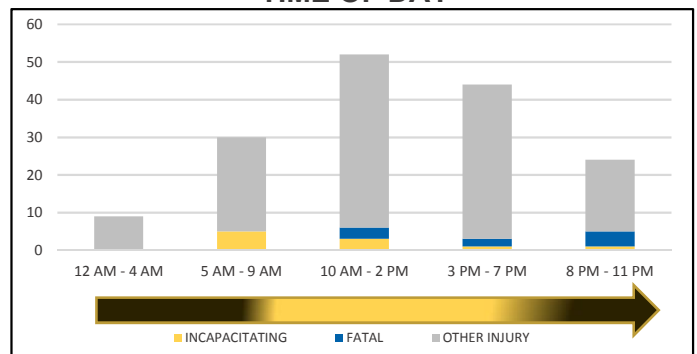
PEOPLE KILLED  
OR INJURED

9 Fatalities • 10 Incapacitating Injuries • 140 Other Injuries

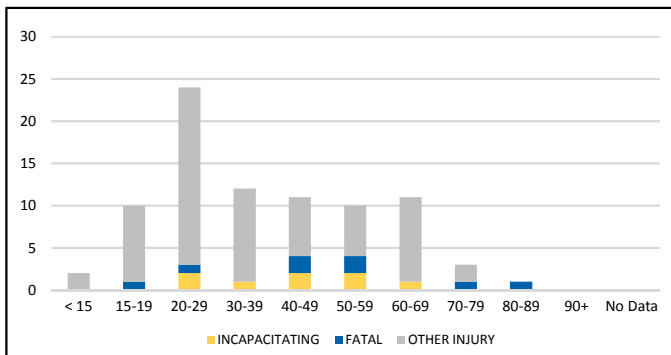
CITY



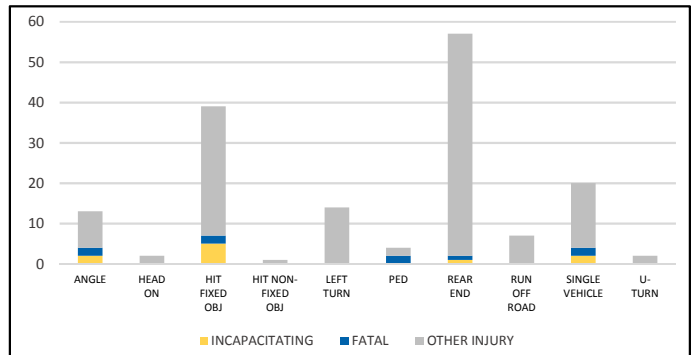
TIME OF DAY



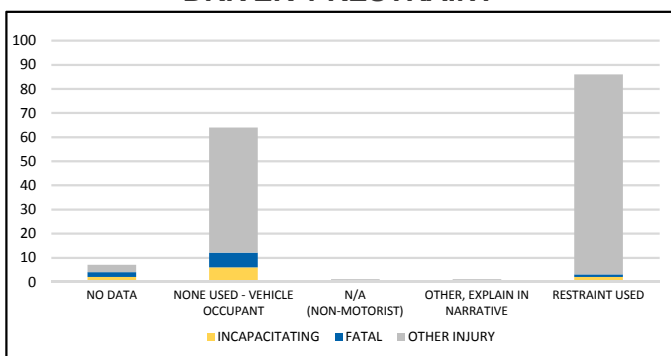
DRIVER 1 AND 2 AGE - NO RESTRAINT ONLY



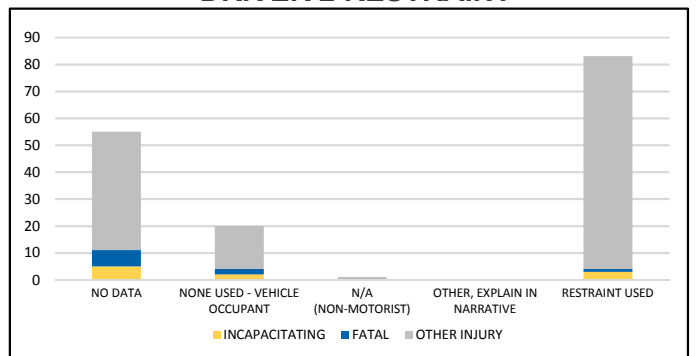
CRASH TYPE



DRIVER 1 RESTRAINT



DRIVER 2 RESTRAINT



NOTE: Incapacitating/Fatal/Other Injury in graphs indicates persons not crashes.

SOURCE: 2017 CARS data (unofficial at time of report)

DATE GENERATED: 8/28/2018