

# ST JOHNS COUNTY

## District 2 Community Traffic Safety Program



### 2017 Distracted Driving Crash Data Summary

Note: This report uses Central Office methodology to categorize a crash as 'Distracted Driving'.

**634 Crashes • 2 Fatal • 20 Serious Injury • 93 Non-Incapacitating • 131 Possible Injury • 388 PDO\*** **TOTAL CRASHES**

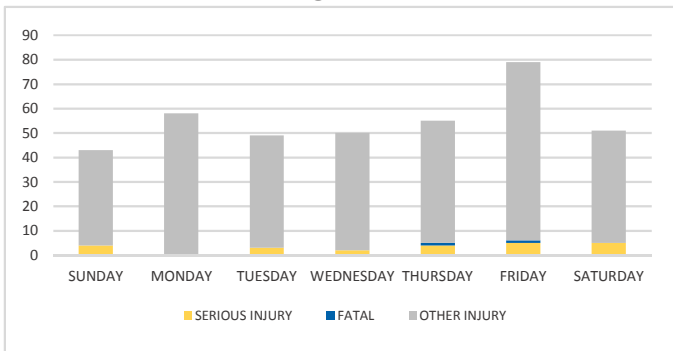
Note: Crash severity is determined from the highest injury type in the crash (i.e. if a crash had both a fatal and a serious it is determined to be a fatal crash).

\*PDO - Property Damage Only

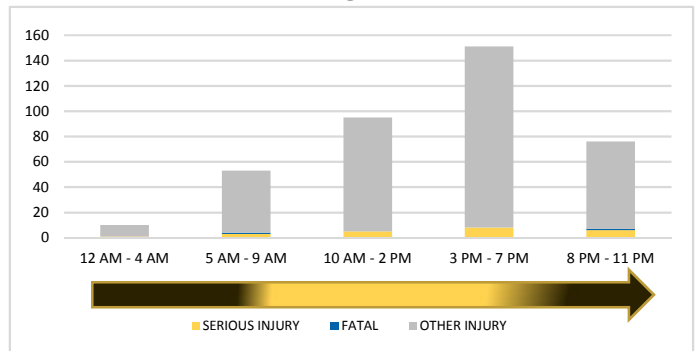
#### PEOPLE INJURED

**2 Fatalities • 23 Serious Injuries • 360 Other Injuries**

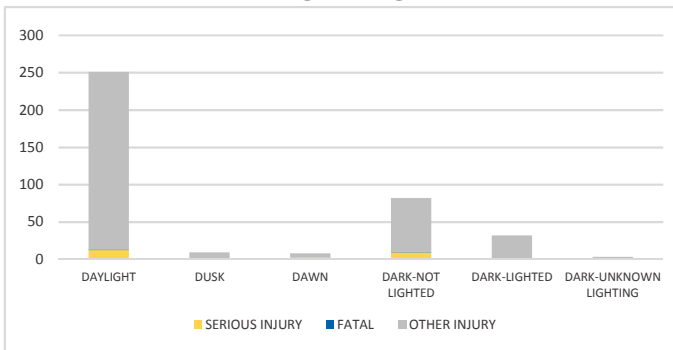
DAY OF WEEK



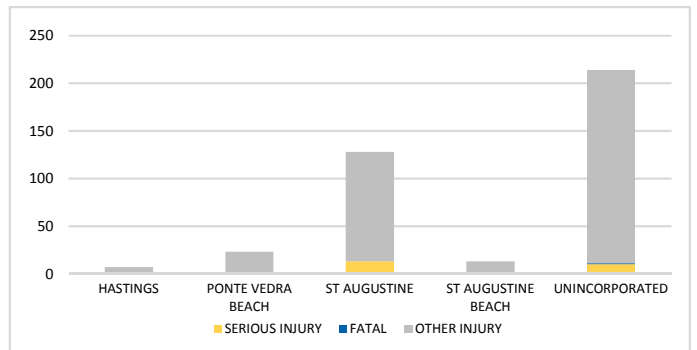
TIME OF DAY



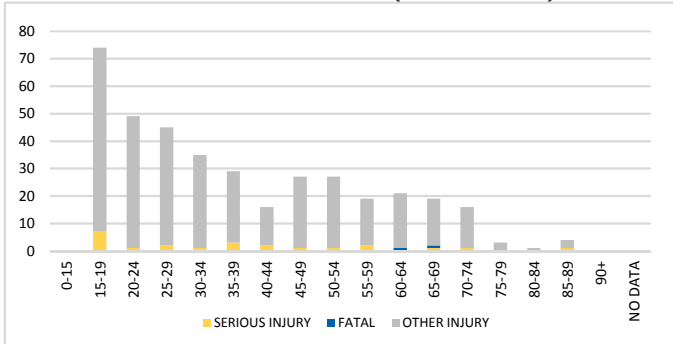
LIGHTING



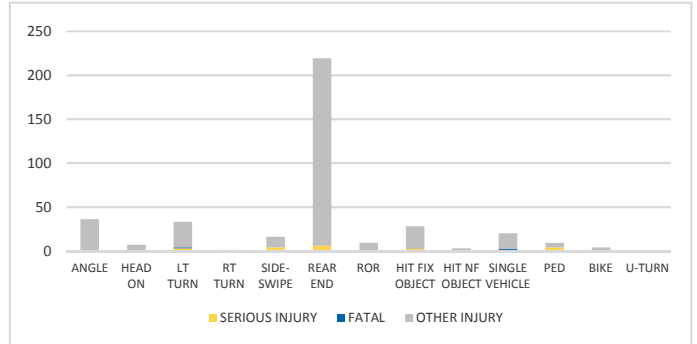
CITY



AGE OF DRIVER 1 (AT-FAULT)



CRASH TYPE



**NOTES:**

Serious/Fatal/Other Injury in graphs indicates persons not crashes.

SOURCE: 2017 CARS data (unofficial at time of report)

DATE GENERATED: 4/10/2018