

ST JOHNS COUNTY

District 2 Community Traffic Safety Program



2017 Aging Road User Crash Data Summary

Crashes are those in which the at-fault road user was 65 years of age or older.

396 Crashes • 10 Fatal • 8 Serious Injury • 49 Non-Incapacitating • 98 Possible Injury • 231 PDO*

**TOTAL
CRASHES**

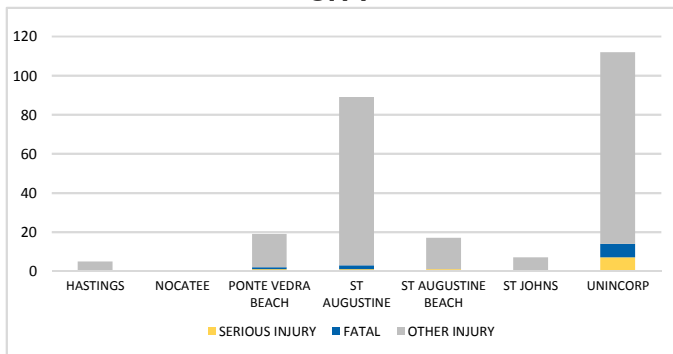
Note: Crash severity is determined from the highest injury type in the crash (i.e. if a crash had both a fatal and a serious it is determined to be a fatal crash).

*PDO - Property Damage Only

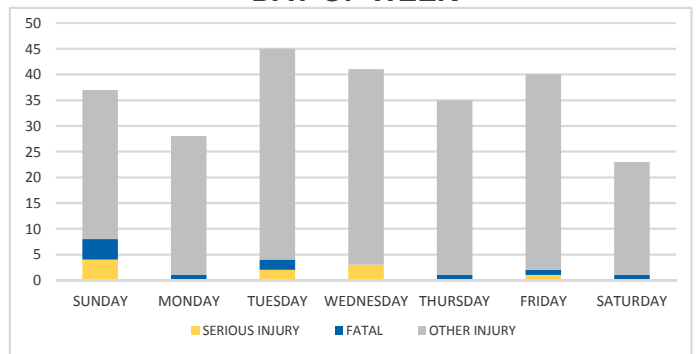
**PEOPLE
INJURED**

10 Fatalities • 10 Serious Injuries • 229 Other Injuries

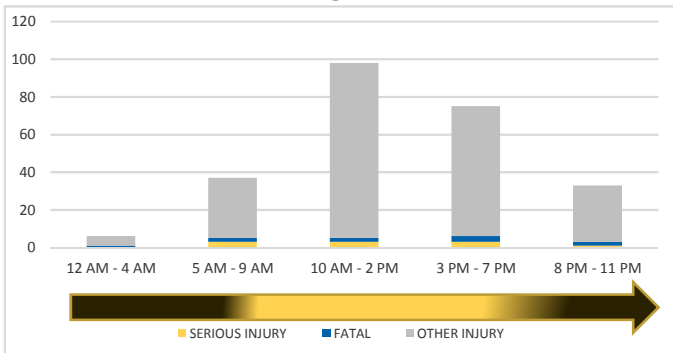
CITY



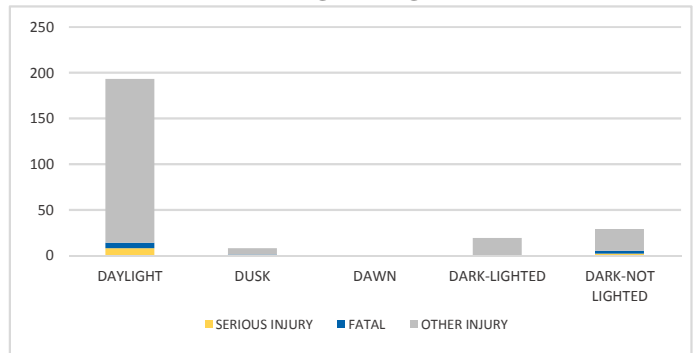
DAY OF WEEK



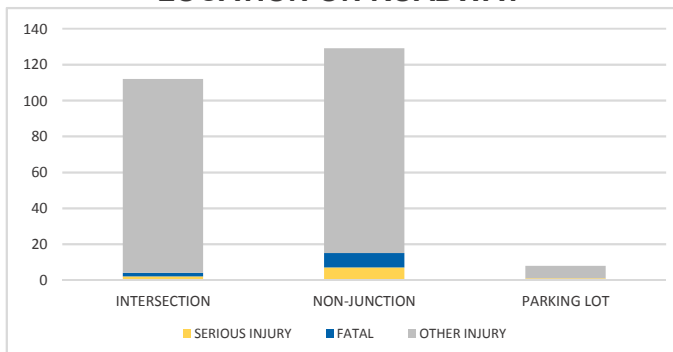
TIME OF DAY



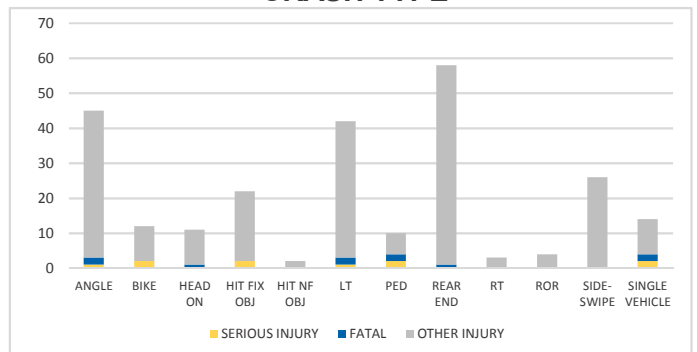
LIGHTING



LOCATION ON ROADWAY



CRASH TYPE



NOTES:

Serious/Fatal/Other Injury in graphs indicates persons not crashes.

Crashes were manually reviewed to confirm at-fault.

SOURCES: 2017 CARS data (unofficial at time of report)