

# ST. JOHNS COUNTY

## District 2 Community Traffic Safety Program



### 2017 Aggressive Crash Data Summary

Note: This report uses Central Office methodology to categorize a crash as 'Speeding and Aggressive Driving'.

**110 Crashes • 4 Fatal • 5 Serious Injury • 23 Non-Incapacitating • 25 Possible Injury • 53 PDO\***

**TOTAL  
CRASHES**

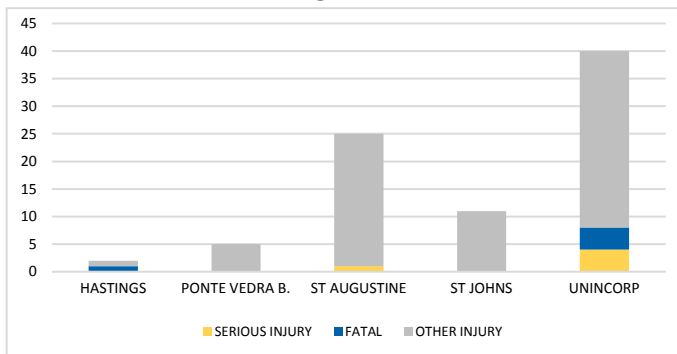
Note: Crash severity is determined from the highest injury type in the crash (i.e. if a crash had both a fatal and a serious it is determined to be a fatal crash).

\*PDO - Property Damage Only

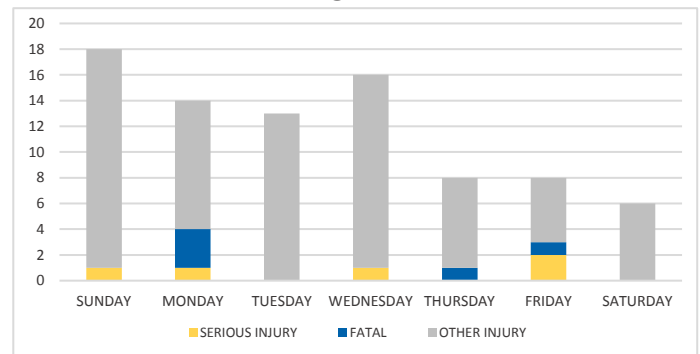
**PEOPLE  
INJURED**

**5 Fatalities • 5 Serious Injuries • 73 Other Injuries**

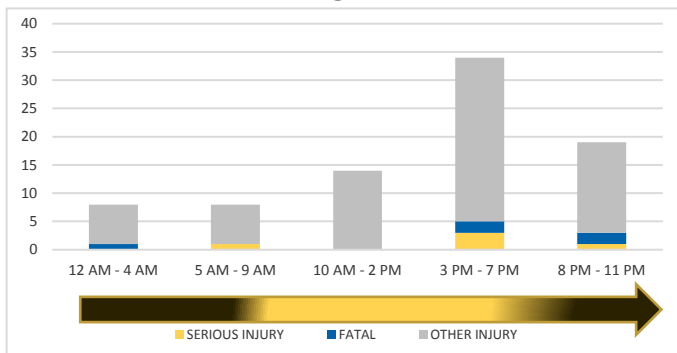
**CITY**



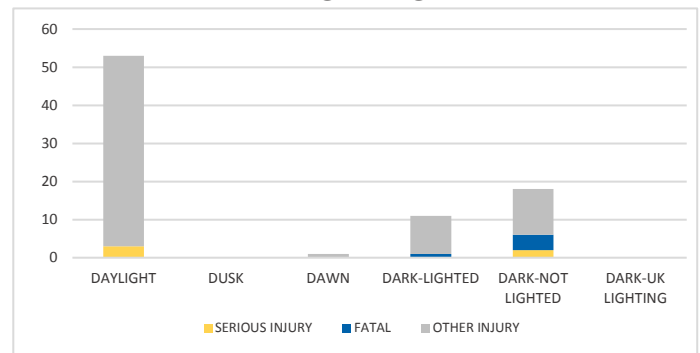
**DAY OF WEEK**



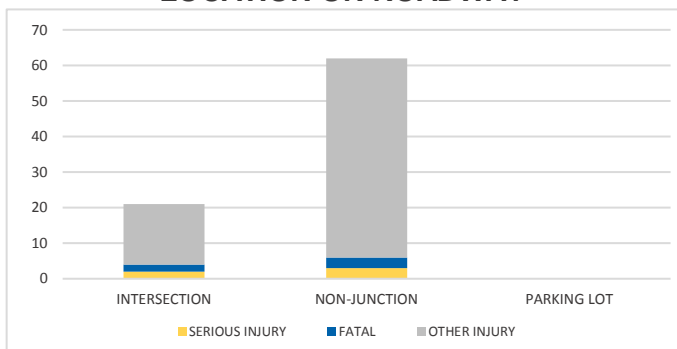
**TIME OF DAY**



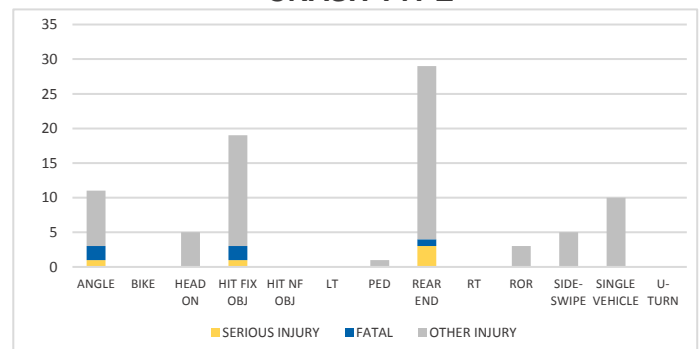
**LIGHTING**



**LOCATION ON ROADWAY**



**CRASH TYPE**



**NOTES:**

Serious/Fatal/Other Injury in graphs indicates persons not crashes.

SOURCES: 2017 CARS data (unofficial at time of report)

DATE GENERATED: 5/14/2018