

NASSAU COUNTY

District 2 Community Traffic Safety Program

2017 Distracted Driving Crash Data Summary

Note: This report uses Central Office methodology to categorize a crash as 'Distracted Driving'.

222 Crashes • 0 Fatal • 6 Serious Injury • 40 Non-Incapacitating • 42 Possible Injury • 134 PDO*

TOTAL
CRASHES

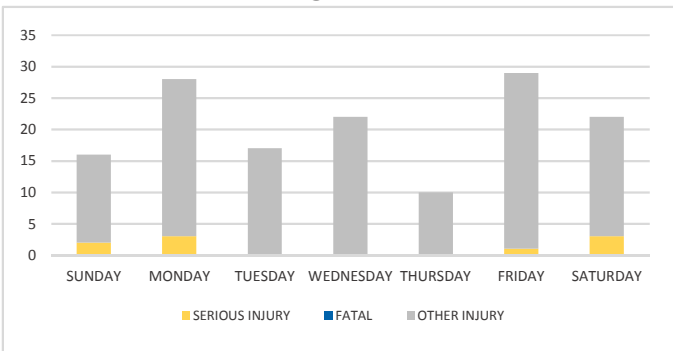
Note: Crash severity is determined from the highest injury type in the crash (i.e. if a crash had both a fatal and a serious it is determined to be a fatal crash).

*PDO - Property Damage Only

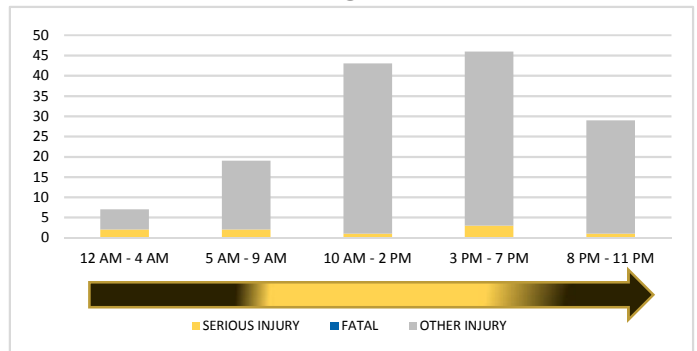
PEOPLE
INJURED

0 Fatalities • 9 Serious Injuries • 135 Other Injuries

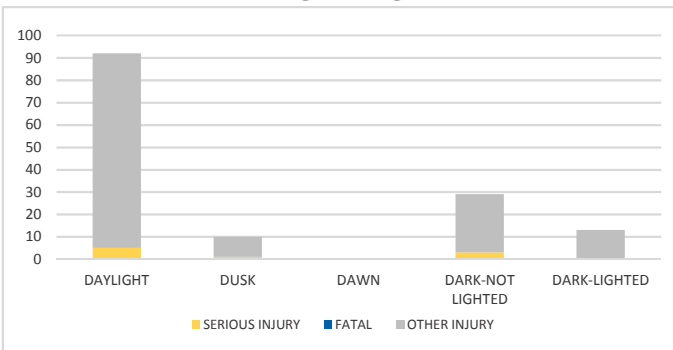
DAY OF WEEK



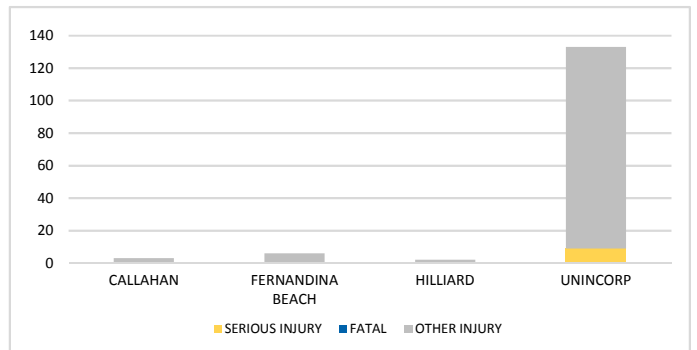
TIME OF DAY



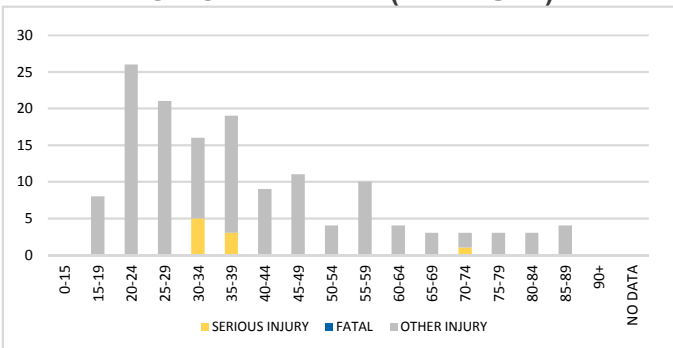
LIGHTING



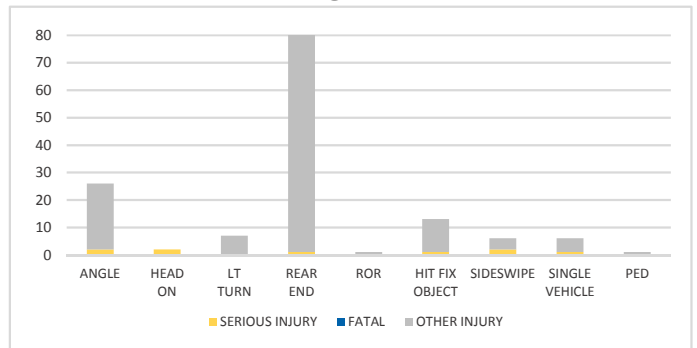
CITY



AGE OF DRIVER 1 (AT-FAULT)



CRASH TYPE



NOTES:

Serious/Fatal/Other Injury in graphs indicates persons not crashes.

SOURCE: 2017 CARS data (unofficial at time of report)

DATE GENERATED: 4/10/2018