

NASSAU COUNTY

District 2 Community Traffic Safety Program



2017 Work Zone Crash Data Summary

115 Crashes • 1 Fatal • 3 Incapacitating • 17 Non-Incapacitating • 21 Possible Injury • 73 PDO*

TOTAL
CRASHES

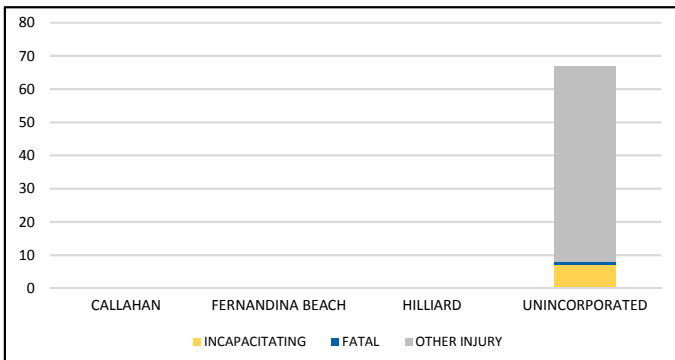
Note: Crash severity is determined from the highest injury type in the crash (i.e. if a crash had both a fatal and an incapacitating, it is determined to be a fatal crash).

*PDO - Property Damage Only

PEOPLE KILLED
OR INJURED

1 Fatality • 7 Incapacitating Injuries • 59 Other Injuries

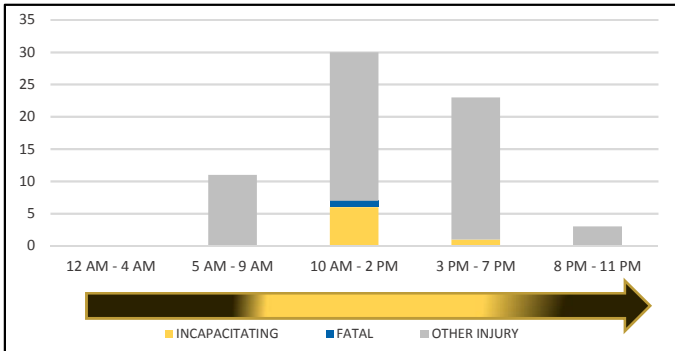
CITY



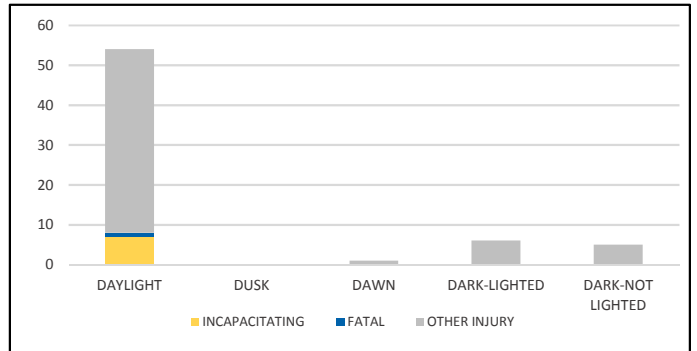
COMMERCIAL MOTOR VEHICLE (CMV) CRASHES VS TOTAL CRASHES

	CMV	ALL	% CMV
FATAL	1	1	100%
INCAPACITATING	0	3	0%
NON-INCAPACITATING	1	17	6%
POSSIBLE	5	21	24%
PROPERTY DAMAGE	14	73	19%
TOTAL	21	115	18%

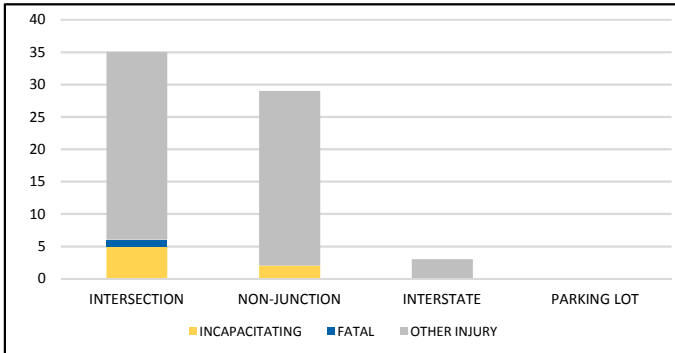
TIME OF DAY



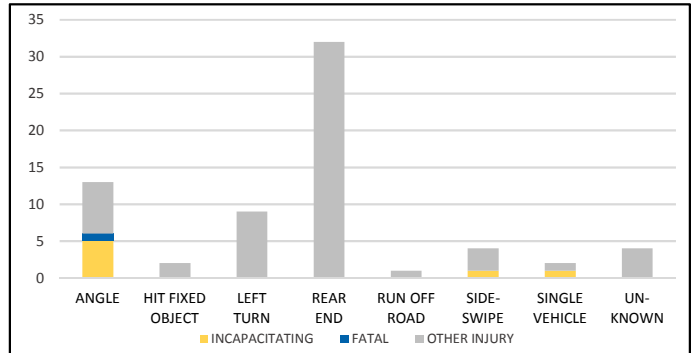
LIGHTING



LOCATION ON ROADWAY



CRASH TYPE



NOTE: Incapacitating/Fatal/Other Injury in graphs indicates persons not crashes.

SOURCE: 2017 CARS data (unofficial at time of report)

DATE GENERATED: 7/25/2018